



education

Lefapha la Thuto la Bokone Bophirima
Noordwes Departement van Onderwys
North West Department of Education
NORTH WEST PROVINCE

2019 NORTH WEST RESULTS



ANNEXURES TO MEC SPEECH

ON THE OCCASION OF THE RELEASE OF THE 2019 RESULTS

ON

08 JANUARY 2020



AT ARLENE HOLDINGS HALL, FIELDS COLLEGE, RUSTENBURG

Contents

Profile of the class of 2019.....	3
North West Province contribution to the National Statistics in terms of Full time enrolment.....	3
North West Province contribution to the National Statistics in terms of Part time enrolment.....	4
Number of Full time and Part time enrolments over the years 2015 – 2019.....	4
North West Provincial Grade 12 NSC Enrolment over six years 2014 - 2019.....	4
Progressed candidates and the Candidates of Multiple Examination Opportunity over the years...	5
Registered candidates per district and sub districts showing progressed, full time and part time candidates.....	5
NORTH WEST PROVINCIAL PERFORMANCE.....	6
NW Province performance for six years 2014 - 2019.....	6
Number of schools and percentages of school achievement at different intervals 2016 – 2019.....	6
Graph representing Number of schools and percentages of school achievement at different intervals 2016 - 2019.....	7
A graph representing the number of schools that have obtained 100%.....	7
A graph showing the no of schools achieving above 80% and above from 2014 - 2019.....	8
A graph showing trends of candidates who wrote and the number that has achieved admission to bachelor studies from 2014 to 2019.....	8
A graph depicting % of candidates who achieved admission to bachelor degree studies from 2014 - 2019.....	9
Comparison of District performance including and excluding progressed learners from 2017 – 2019.....	10
Graphs comparing 2017, 2018 and 2019 District Performance including and excluding Progressed learners.....	11
Five-year District Performance – 2015 to 2019.....	12
Provincial Male Female Performance over 5 years (2015-2019).....	13
District Performance with progressed and without Progressed.....	14
Bojanala Sub Districts.....	15
Dr Kenneth Kaunda Sub District.....	16
Dr Ruth Segomotsi Mompati Sub Districts.....	17
Ngaka Modiri Molema Sub Districts.....	18
Pass Rate of all centres.....	19
School Performance 2018 – 2019.....	27
Candidates who were in special CAMPS due to community protest and gangsterism.....	40
Independent Schools.....	41
Schools with a 100% Passs Rate.....	42
Schools 80% to 99,99% Pass Rate.....	43
Schools with 70% to 79,99% Pass Rate.....	48
Schools with a Pass Rate below 70%.....	49
Schools below 70% pass rate per Sub District.....	50

Centres with 100 And More Learners.....	51
Schools with more than 50% Degree Studies	53
Schools with 10 or more Subject Distinctions (Excluding Life Orientation)	55
Top Learners	57
Top 50 Positions Per Quintile.....	59
Subject Statistics – 2019	80
Provincial Subject Performance Comparison 2018-2019	82
District Key Subject Performance Comparison 2018-2019.....	84
North West 2019 Promotion Results – Grade 1 – 11.....	87
Pass Percentage Of The Province In All Grades For The Past 3 Years.....	89
Performance of Grade 1 To 11 Per District.....	89
Performance Of Districts In The Past 2 Years	89
Pass % On Home Languages & Maths In The Province: The Past Three Years – Gr 3,6,9	89
Performance In Languages And Mathematics According To Districts	90
Performance In All Subjects In The Past 3 Years: Gr 3, 6 And 9.....	90
Grade 10 - 11 FET Pass Level.....	91

Profile of the class of 2019

- (a) Sixth cohort to sit for the NSC based on CAPS
- (b) The Class of 2019 entered Grade 1 in 2008, when the NSC was written for the first time at Grade 12.
- (c) There has been a gradual improvement in the quality of School Based Assessment over the last few years.
- (d) Strong emphasis on formative school based assessment over the last few years.
- (e) Standard and quality of Public Examinations is on an on-going improvement trajectory.
- (f) This cohort was impacted by the following key policy changes:
 - Policy on Progression (Sixth cohort)
 - Policy on Multiple Examination Opportunity (MEO)
 - Introduction of Sign Language Home Language in 2018
 - Introduction of Specialisation in the Technology Subjects in 2018
 - Abolishment of the designated list of subjects in 2018

North West Province contribution to the National Statistics in terms of Full time enrolment

Province	Number and Percentage of Full-time Grade 12 Learners									
	2015		2016		2017		2018		2019	
	#	%	#	%	#	%	#	%	#	%
EC	89 740	13.4%	92 755	13.7%	82 257	13.1%	81 842	13.1%	82 113	13.2%
FS	35 209	5.3%	28 901	4.3%	27 723	4.4%	29 209	4.7%	30 058	4.8%
GP	112 064	16.8%	112 164	16.6%	108 522	17.2%	107 166	17.2%	111 474	18.0%
KZN	169 769	25.4%	169 023	25.1%	153 125	24.3%	151 166	24.2%	147 935	23.8%
LP	102 618	15.4%	110 639	16.4%	100 041	15.9%	96 840	15.5%	94 563	15.2%
MP	55 945	8.4%	60 794	9.0%	59 500	9.5%	57 867	9.3%	56 837	9.2%
NW	33 845	5.1%	35 403	5.2%	35 733	5.7%	34 718	5.6%	33 014	5.3%
NC	12 173	1.8%	11 821	1.8%	10 519	1.7%	12 157	1.9%	11 512	1.9%
WC	56 562	8.5%	53 152	7.9%	51 735	8.2%	53 768	8.6%	53 365	8.6%
National	667 925	100%	674 652	100%	629 155	100%	624 733	100%	620 871	100%

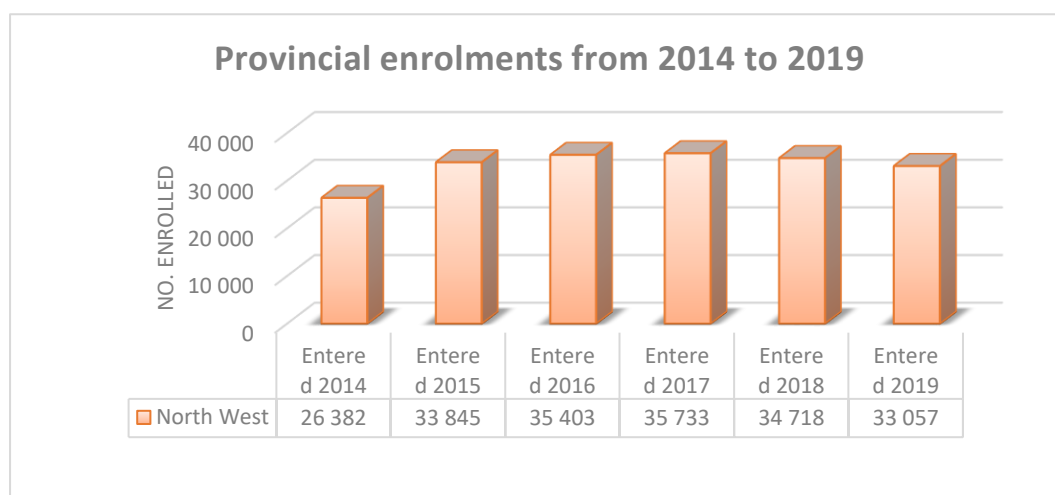
North West Province contribution to the National Statistics in terms of Part time enrolment

Province	Number and Percentage of Part-time Grade 12 Learners									
	2015		2016		2017		2018		2019	
	#	%	#	%	#	%	#	%	#	%
EC	19 312	14.7%	20 847	13.8%	22 754	13.1%	22 263	12.6%	21 049	12.4%
FS	3 470	2.6%	3 775	2.5%	4 653	2.7%	5 792	3.3%	6 307	3.7%
GP	39 181	29.8%	42 025	27.8%	42 066	24.3%	44 057	25.0%	42 621	25.1%
KZN	31 176	23.7%	37 915	25.0%	44 198	25.5%	40 992	23.3%	36 951	21.8%
LP	16 137	12.3%	21 124	14.0%	27 853	16.1%	29 483	16.7%	31 627	18.7%
MP	5 569	4.2%	7 189	4.7%	9 462	5.5%	13 177	7.5%	13 645	8.0%
NW	3 386	2.6%	3 884	2.6%	4 597	2.7%	5 651	3.2%	6 219	3.7%
NC	1 838	1.4%	1 988	1.3%	3 678	2.1%	2 203	1.3%	2 024	1.2%
WC	11 312	8.6%	12 633	8.3%	14 015	8.1%	12 492	7.1%	9 091	5.4%
National	131 381	100%	151 380	100%	173 276	100%	176 110	100%	169 534	100%

Number of Full time and Part time enrolments over the years 2015 – 2019

	2015	2016	2017	2018	2019	2018/2019 Difference
Full Time	33 845	35 403	35 733	34 718	33 014	-1 704
Part Time	3 386	3 884	4 597	5 651	6 219	568
Progressed Learners				8 162	8 528	366
Total	37 231	39 287	40 330	40 369	39 233	-1 136

North West Provincial Grade 12 NSC Enrolment over six years 2014 - 2019



Progressed candidates and the Candidates of Multiple Examination Opportunity over the years.

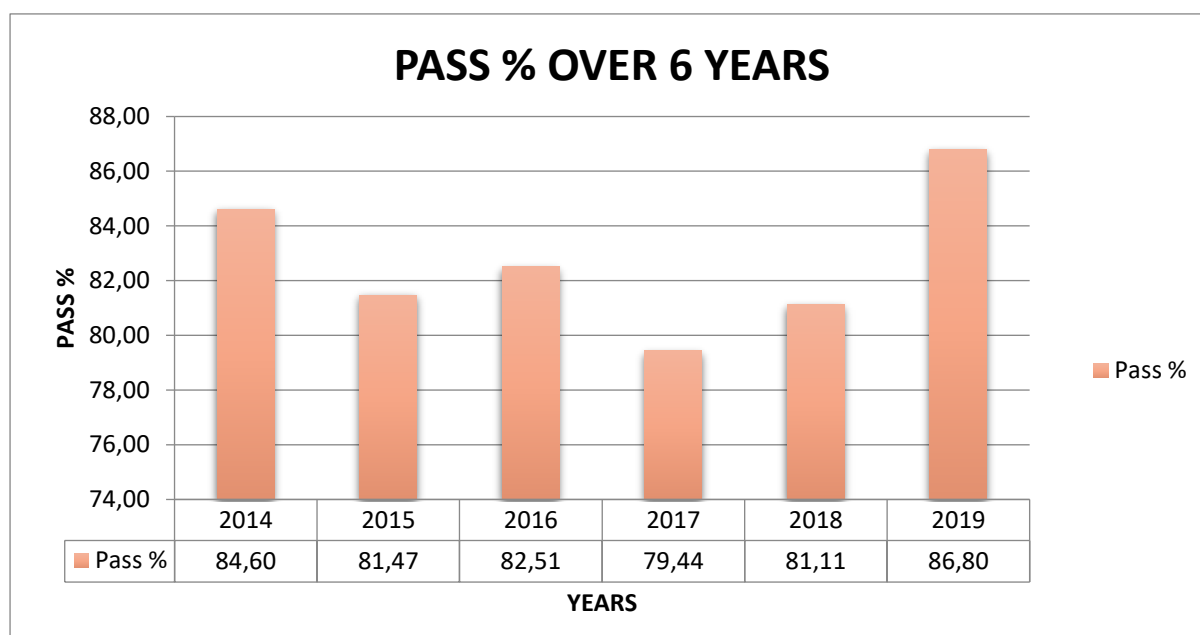
	2015	2016	2017	2018	2019	2018/2019 Difference
Progressed Learners				8 162	8 549	366
MEO Candidates	197	2 892	4 316	5 164	5 864	

Registered candidates per district and sub districts showing progressed, full time and part time candidates

No.	Districts and Sub-districts	Progressed Candidates	Full Time Candidates	Part Time Candidates	FT + PT
	Bojanala Platinum District	2563	13108	1917	15025
1	Kgetleng River Sub-District	63	395	7	402
2	Madibeng Sub-District	918	3586	282	3868
3	Moretele Sub-District	510	1622	222	1844
4	Moses Kotane Sub-District	468	2353	220	2573
5	Rustenburg Sub-District	604	5152	1186	6338
	Dr. K. Kaunda District	1402	6236	961	7197
1	JB Marks Sub-District	337	1918	215	2133
2	Maquassi Hills Sub-District	250	660	81	741
3	Matlosana Sub-District	815	3658	665	4323
	Dr. R.S. Mompoti District	1642	4903	756	5659
1	Greater Taung Sub-District	728	2017	418	2435
2	Kagisano Molopo Sub-District	330	1178	187	1365
3	Lekwa-Teemane Sub-District	118	462	26	488
4	Mamusa Sub-District	256	603	44	647
5	Naledi Sub-District	210	643	81	724
	Ngaka M. Molema District	2921	8811	2584	11395
1	Ditsobotla Sub-District	519	1635	71	1706
2	Mahikeng Sub-District	889	2982	1983	4965
3	Ramotshere Moiloa Sub-District	452	1794	240	2034
4	Ratlou Sub-District	496	1101	97	1198
5	Tswaing Sub-District	565	1299	193	1492
	Grand Total	8528	33058	6218	39276

NORTH WEST PROVINCIAL PERFORMANCE

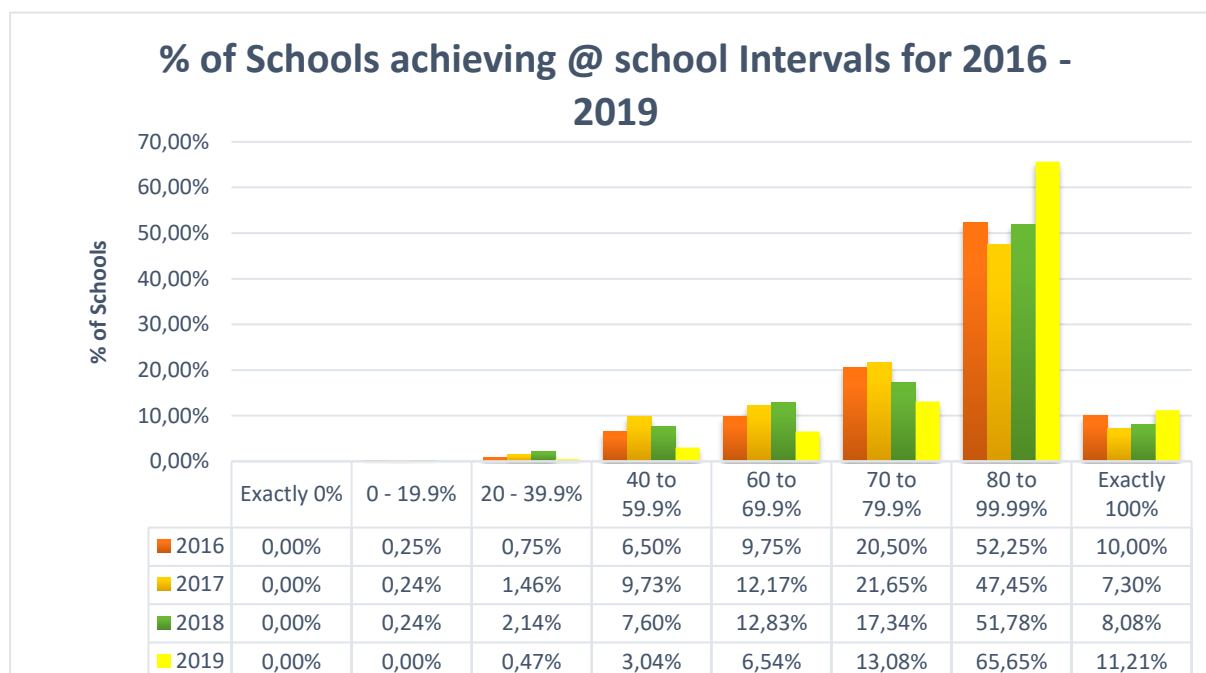
NW Province performance for six years 2014 - 2019



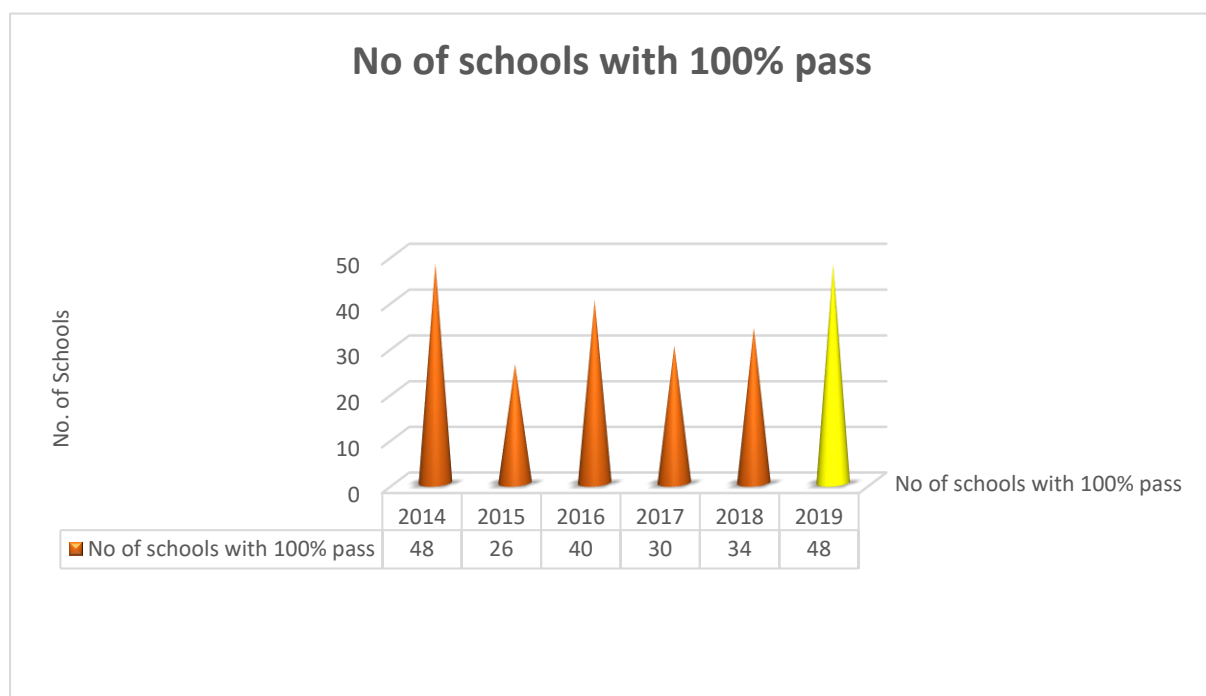
Number of schools and percentages of school achievement at different intervals 2016 – 2019

School Intervals	2016		2017		2018		2019	
	Total Number of school	% of schools	Total Number of schools	% of schools	Total Number of schools	% of schools	Total Number of schools	% of schools
Exactly 0%	0	0,00%	0	0,00%	0	0,00%	0	0,00%
0 - 19.9%	1	0,25%	1	0,24%	1	0,24%	0	0,00%
20 - 39.9%	3	0,75%	6	1,46%	9	2,14%	2	0,47%
40 to 59.9%	26	6,50%	40	9,73%	32	7,60%	13	3,04%
60 to 69.9%	39	9,75%	50	12,17%	54	12,83%	28	6,54%
70 to 79.9%	82	20,50%	89	21,65%	73	17,34%	56	13,08%
80 to 99.99%	209	52,25%	195	47,45%	218	51,78%	281	65,65%
Exactly 100%	40	10,00%	30	7,30%	34	8,08%	48	11,21%
	400		411		421	100,00%	428	

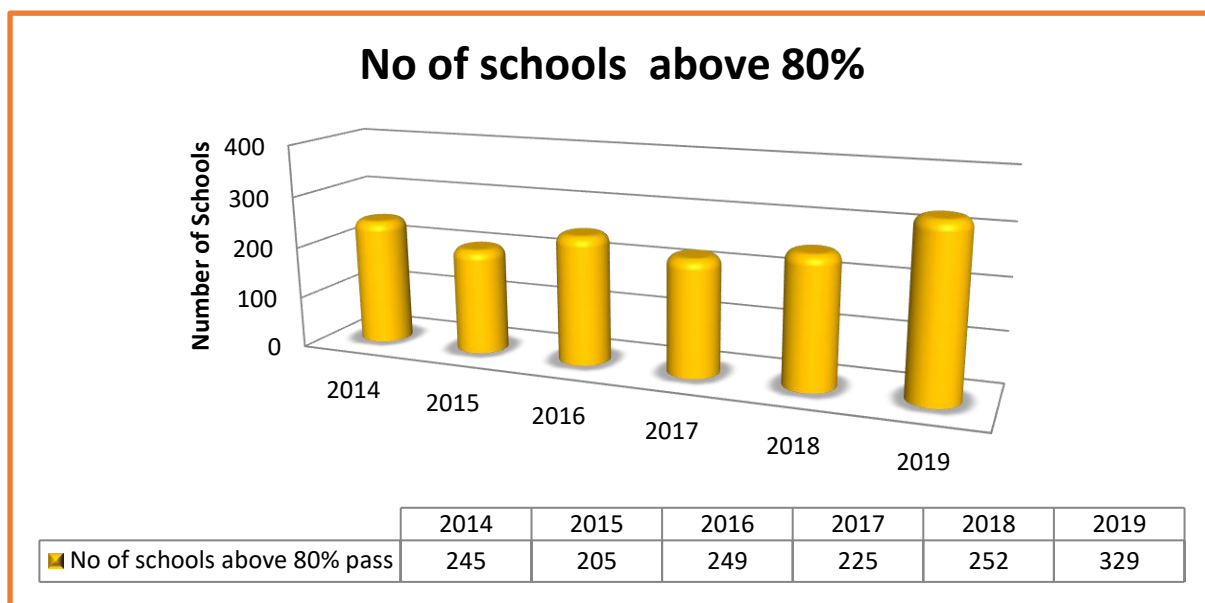
Graph representing Number of schools and percentages of school achievement at different intervals 2016 - 2019



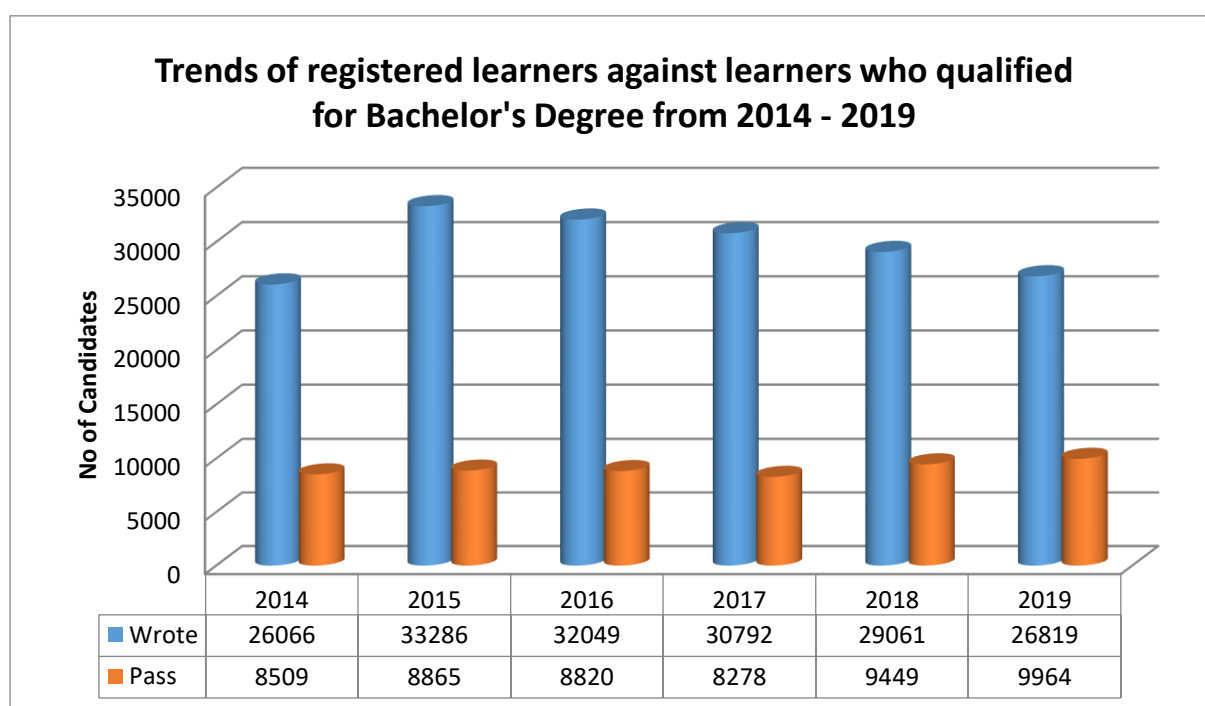
A graph representing the number of schools that have obtained 100%



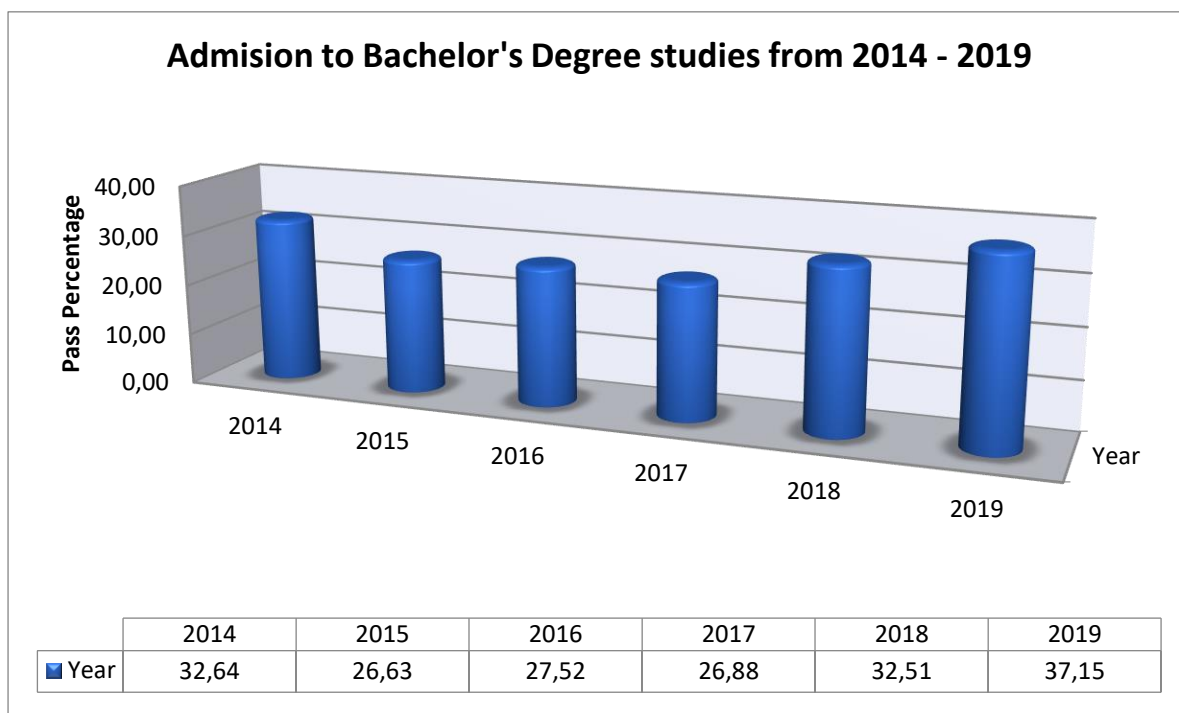
A graph showing the no of schools achieving above 80% and above from 2014 - 2019



A graph showing trends of candidates who wrote and the number that has achieved admission to bachelor studies from 2014 to 2019.



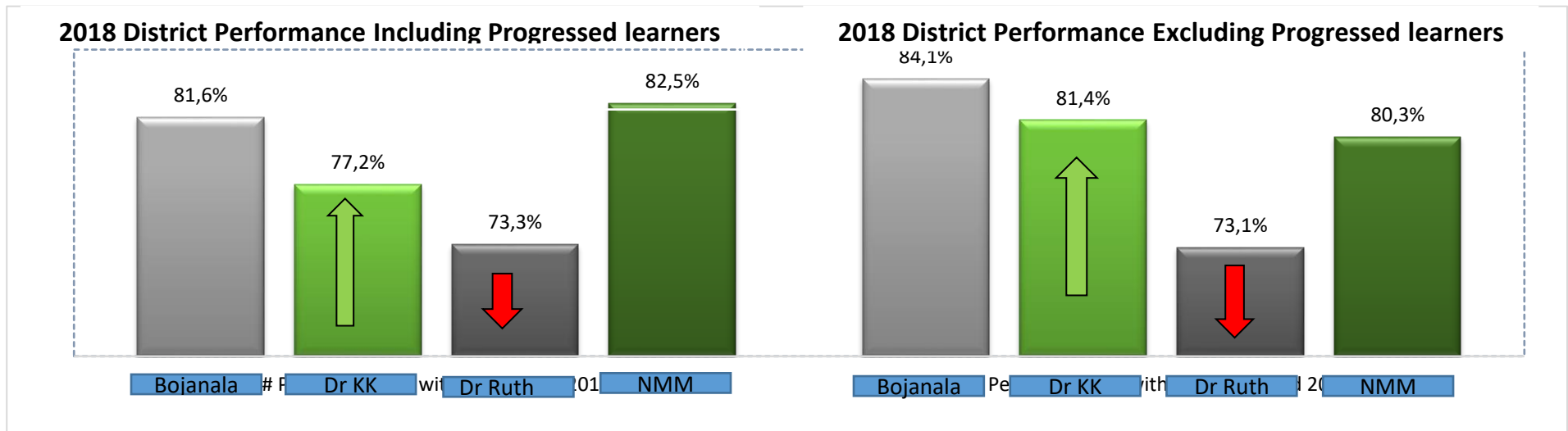
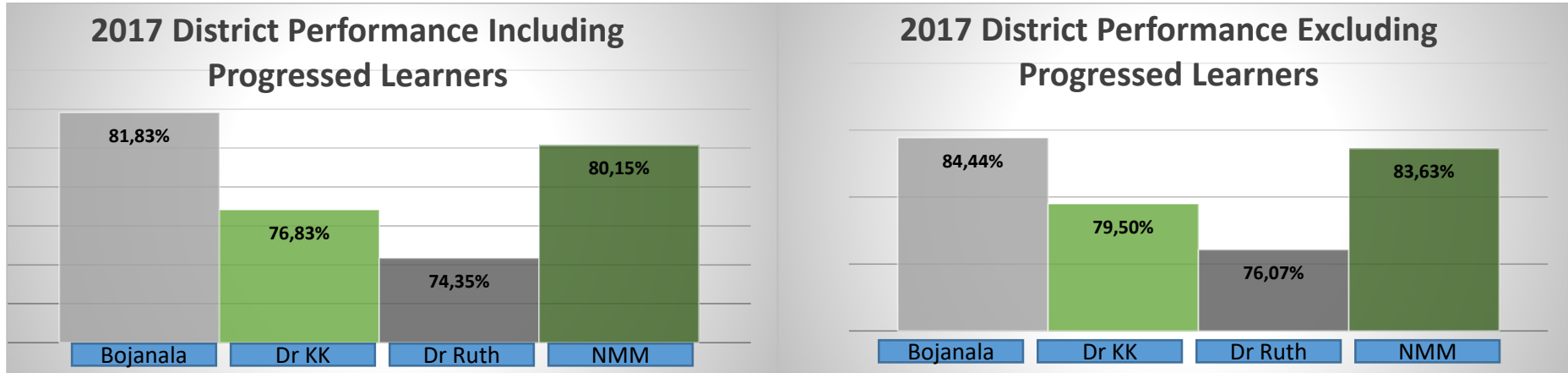
A graph depicting % of candidates who achieved admission to bachelor degree studies from 2014 - 2019

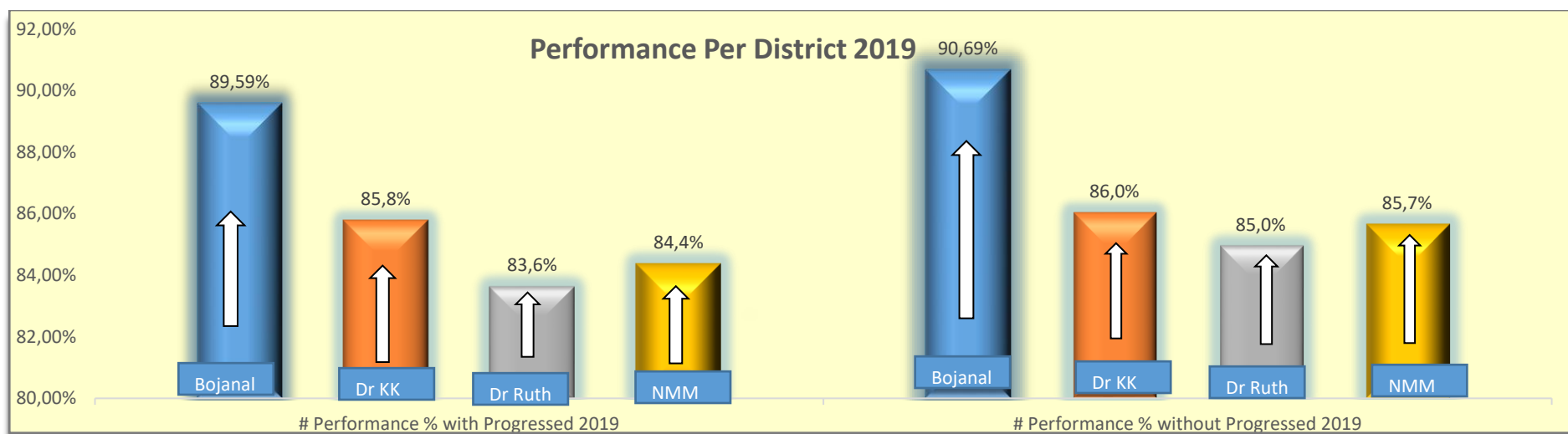


Comparison of District performance including and excluding progressed learners from 2017 – 2019

Performance NSC	Bojanala Platinum District			Dr Kenneth Kaunda District			Dr Ruth S Mompoti District			Ngaka Modiri Molema District		
Performance % per Year	Wrote	Achieved	Pass%	Wrote	Achieved	Pass%	Wrote	Achieved	Pass%	Wrote	Achieved	Pass%
# Performance % with Progressed 2017	13174	10780	81,83%	6149	4724	76,83%	4043	2970	74,35%	7426	5952	80,15%
# Performance % without Progressed 2017	11965	10103	84,44%	5663	4502	79,50%	3765	2864	76,07%	6549	1072	83,63%
Performance % per Year	Wrote	Achieved	Pass%	Wrote	Achieved	Pass%	Wrote	Achieved	Pass%	Wrote	Achieved	Pass%
# Performance % with Progressed 2018	12410	10132	81,6%	6443	4976	77,2%	5413	3970	73,3%	6526	5384	82,5%
# Performance % without Progressed 2018	12411	10439	84,1%	5393	4390	81,4%	3999	2924	73,1%	7258	5825	80,3%
Performance % per Year	Wrote	Achieved	Pass%	Wrote	Achieved	Pass%	Wrote	Achieved	Pass%	Wrote	Achieved	Pass%
# Performance % with Progressed 2019	11465	10272	89,59%	5044	4327	85,8%	3568	2984	83,6%	6742	5689	84,4%
# Performance % without Progressed 2019	10405	9436	90,69%	4767	4101	86,0%	3190	2710	85,0%	5772	4944	85,7%

Graphs comparing 2017, 2018 and 2019 District Performance including and excluding Progressed learners



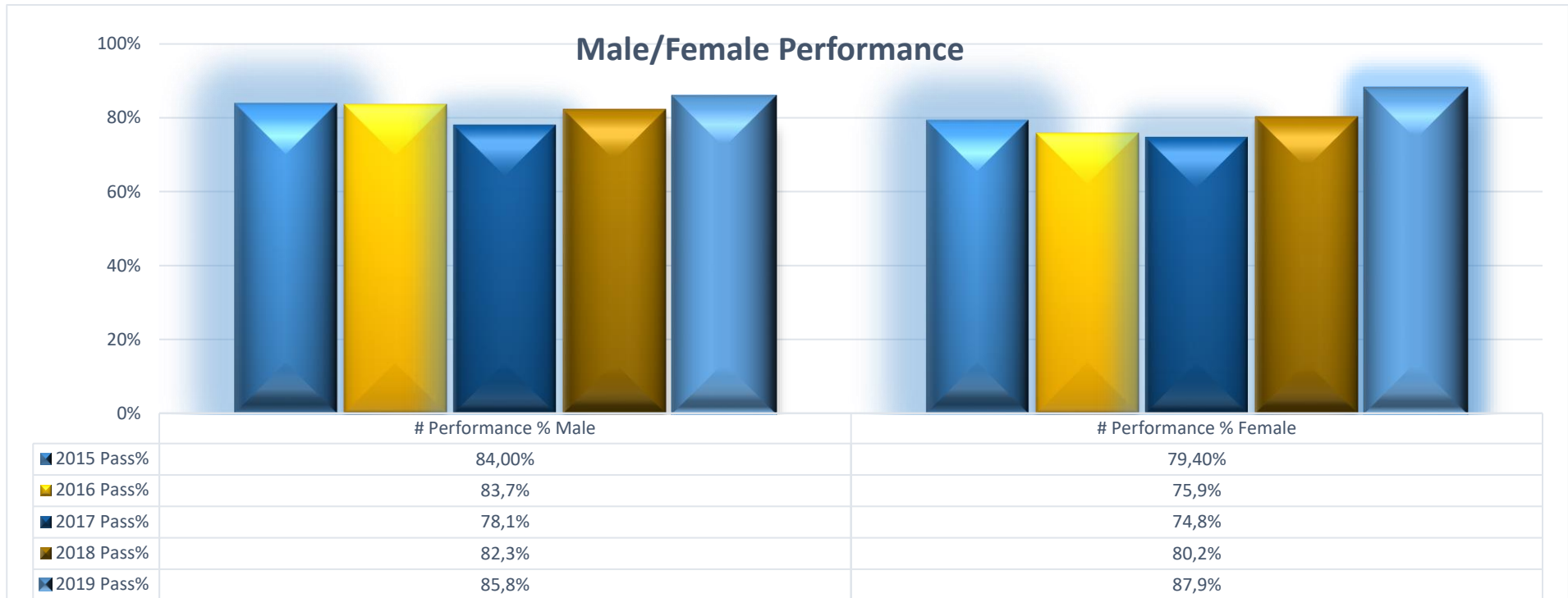


Five-year District Performance – 2015 to 2019

Performance % per Year	2015			2016			2017			2018			2019		
	Wrote	Achieved	Pass%	Wrote	Achieved	Pass%	Wrote	Achieved	Pass%	Wrote	Achieved	Pass%	Wrote	Achieved	Pass%
Bojanala Platinum	12364	10541	85,3	12496	10493	84,0	12410	10132	81,6	12411	10439	84,1	10405	9436	90,69%
Dr Kenneth Kaunda	6523	5388	82,6	6132	5041	82,2	6443	4976	77,2	5393	4390	81,4	4767	4101	86,03%
Dr Ruth S Mompoti	5800	4490	77,4	6136	4672	76,1	5413	3970	73,3	9333	2924	73,1	3190	2710	84,95%
Ngaka Modiri Molema	8599	6699	77,9	7281	6242	85,7	6526	5384	82,5	7258	5825	80,3	5772	4944	85,65%

Provincial Male Female Performance over 5 years (2015-2019)

	2015 Pass%	2016 Pass%	2017 Pass%	2018 Pass%	2019 Pass%
# Performance % Male	84,00%	83,7%	78,1%	82,3%	85,8%
# Performance % Female	79,40%	75,9%	74,8%	80,2%	87,9%



District Performance with progressed and without Progressed

District		No. Of Schools	No. Wrote	No. Failed	% Pass	No. of schools below 70%	< 70% pass rate
Bojanala (1)	2017 with progressed	153	13 174	2 394	81.83	28	18,30%
	2017 without progressed		11 965	1 862	84.44		
	2018 with progressed	157	12 411	1 972	84.11	25	15,92%
	2018 without progressed		11 284	1 494	86.76		
	2019 with progressed	160	11 465	1 193	89,59	9	5,63%
	2019 without progressed		10 405	969	90,69		
Dr. Kenneth Kaunda (2)	2017 with progressed	63	6 149	1 425	76.83	23	36,51%
	2017 without progressed		5 663	1 161	79.50		
	2018 with progressed	63	5393	1 003	81.40	18	28,57%
	2018 without progressed		5056	879	82.61		
	2019 with progressed	63	5044	717	85,79	6	9,52%
	2019 without progressed		4767	666	86,03		
Dr Ruth Segomotsi Mompatl (3)	2017 with progressed	80	4 043	1 037	74.35	29	36,25%
	2017 without progressed		3 765	901	76.07		
	2018 with progressed	82	3 999	1 075	73.12	31	37,80%
	2018 without progressed		3 569	836	76.58		
	2019 with progressed	82	3 568	584	83,63	14	17,07%
	2019 without progressed		3 190	480	84,95		
Ngaka Modiri Molema (4)	2017 with progressed	115	7 426	1 474	80.15	17	14,78%
	2017 without progressed		6 549	1 072	83.63		
	2018 with progressed	119	7 258	1 433	80.26	22	18,49%
	2018 without progressed		6 282	1 036	83.51		
	2019 with progressed	123	6 742	1 053	84,38	14	11,38%
	2019 without progressed		5 772	828	85,65		
PROVINCE	2017 with progressed	411	30 792	6 330	79.44	97	23,60%
	2017 without progressed		27 942	4 996	82.12		
	2018 with progressed	421	29 061	5 483	81.13	96	22,80%
	2018 without progressed		26 191	4 245	83.79		
	2019 with progressed	428	26 819	3 547	86.8	43	10,05%
	2019 without progressed		24 134	2 492	87.1		

Bojanala Sub Districts

Sub District		No. Of Schools	No. Wrote	No. Failed	% Pass	No. of schools below 70%	< 70% pass rate
Madibeng (11)	2017 with progressed	40	3 601	634	82.39	7	17,50%
	2017 without progressed		3 131	403	87.13		
	2018 with progressed	40	3 199	368	88.50	2	5,00%
	2018 without progressed		2 818	247	91.23		
	2019 with progressed	41	2 968	260	91,24	0	0,00%
	2019 without progressed		2 613	205	92,15		
Moretele (12)	2017 with progressed	24	1 724	413	76.04	5	20,83%
	2017 without progressed		1 471	303	79.40		
	2018 with progressed	24	1 421	293	79.38	7	29,17%
	2018 without progressed		1 172	180	84.64		
	2019 with progressed	25	1 267	125	90,13	1	4,00%
	2019 without progressed		1 106	97	91,23		
Moses Kotane (13)	2017 with progressed	46	2 647	498	81.19	9	19,57%
	2017 without progressed		2 421	407	83.19		
	2018 with progressed	42	2 359	495	79.02	10	23,81%
	2018 without progressed		2 128	370	82.61		
	2019 with progressed	42	2 041	232	88,63	4	9,52%
	2019 without progressed		1 869	190	89,83		
Rustenburg (15)	2017 with progressed	43	5 202	849	83.68	7	16,28%
	2017 without progressed		4 942	749	84.84		
	2018 with progressed	46	5 112	758	85.17	6	13,04%
	2018 without progressed		4 892	655	86.61		
	2019 with progressed	47	4 818	518	89,25	3	6,38%
	2019 without progressed		4 493	434	90,34		
Kgetleng (16)	2017 with progressed	5	327	52	84.10	1	20,00%
	2017 without progressed						
	2018 with progressed	5	320	58	81.88	0	0,00%
	2018 without progressed		274	42	84.67		
	2019 with progressed	5	371	58	84,37	1	20,00%
	2019 without progressed		324	43	86,73		

Sub District		No. Of Schools	No. Wrote	No. Failed	% Pass	No. of schools below 70%	< 70% pass rate
Maquassi Hills(20)	2017 with progressed	8	306	29	90.52	0	0,00%
	2017 without progressed						
	2018 with progressed	8	456	86	81.14	1	12,50%
	2018 without progressed		414	79	80.92		
	2019 with progressed	8	471	44	90,66		0,00%
	2019 without progressed		405	36	91,11		
Matlosana (21)	2017 with progressed	36	4 027	954	76.31	15	41,67%
	2017 without progressed		3 729	815	78.14		
	2018 with progressed	36	3 015	651	78.41	13	36,11%
	2018 without progressed		2 851	592	79.24		
	2019 with progressed	36	2 929	477	83,71	4	11,11%
	2019 without progressed		2 795	449	83,84		
JB Marks (22)	2017 with progressed	19	2 122	471	77.80	8	42,11%
	2017 without progressed		1 934	346	82.11		
	2018 with progressed	19	1 922	266	86.16	4	21,05%
	2018 without progressed		1 791	208	88.39		
	2019 with progressed	19	1 644	196	88,08	2	10,53%
	2019 without progressed		1 567	181	88,45		

Dr Ruth Segomotsi Mompati Sub Districts

Sub District		No. Of Schools	No. Wrote	No. Failed	% Pass	No. of schools below 70%	< 70% pass rate
Greater Taung (31)	2017 with progressed	33	1 628	444	72.73	15	45,45%
	2017 without progressed		1 474	358	75.71		
	2018 with progressed	36	1 647	496	69.88	18	50,00%
	2018 without progressed		1 454	393	72.97		
	2019 with progressed	36	1 430	271	81,05	7	19,44%
	2019 without progressed		1 261	220	82,55		
Kagisano Molopo (32)	2017 with progressed	23	961	279	70.97	8	34,78%
	2017 without progressed		910	265	70.88		
	2018 with progressed	23	989	277	71.99	9	39,13%
	2018 without progressed		903	234	74.09		
	2019 with progressed	23	876	118	86,53	4	17,39%
	2019 without progressed		825	108	86,81		
Naledi (33)	2017 with progressed	10	1 454	314	78.40	6	60,00%
	2017 without progressed		1 381	278	79.87		
	2018 with progressed	9	491	88	82.08	2	22,22%
	2018 without progressed		460	74	83.91		
	2019 with progressed	9	464	47	89,87	0	0,00%
	2019 without progressed		425	40	90,59		
Mamusa (34)	2017 with progressed	6	497	107	78.47	1	16,67%
	2017 without progressed						
	2018 with progressed	6	519	142	72.64	1	16,67%
	2018 without progressed		416	76	81.73		
	2019 with progressed	6	439	63	85,65	0	0,00%
	2019 without progressed		341	36	89,44		
Lekwa Teemane (35)	2017 with progressed	8	338	80	76.33	2	25,00%
	2017 without progressed						
	2018 with progressed	8	353	72	79.60	1	12,50%
	2018 without progressed		336	59	82.44		
	2019 with progressed	8	462	85	76,32	3	37,50%
	2019 without progressed		338	76	77,51		

Ngaka Modiri Molema Sub Districts

Sub District		No. Of Schools	No. Wrote	No. Failed	% Pass	No. of schools below 70%	< 70% pass rate
Ditsobotla (41)	2017 with progressed	17	1 251	179	85.69	0	0,00%
	2017 without progressed		1 126	125	88.90		
	2018 with progressed	17	1 289	264	79.52	2	11,76%
	2018 without progressed		1 133	175	84.55		
	2019 with progressed	19	1 280	262	79,53	4	21,05%
	2019 without progressed		1 100	192	82,55		
Mafikeng (42)	2016 with progressed	38	2 906	616	78.80	7	18,42%
	2016 without progressed		2 548	429	83.16		
	2018 with progressed	38	2 777	573	79.37	9	23,68%
	2018 without progressed		2 437	447	81.66		
	2019 with progressed	38	2 333	295	87,36	3	7,89%
	2019 without progressed		2 062	257	87,54		
Ratlou (43)	2017 with progressed	14	928	257	72.31	4	28,57%
	2017 without progressed		822	195	76.28		
	2018 with progressed	16	803	149	81.44	3	18,75%
	2018 without progressed		682	110	83.87		
	2019 with progressed	17	752	132	82,45	2	11,76%
	2019 without progressed		591	97	83,59		
Ramotshere Moiloa (44)	2017 with progressed	26	1 303	186	85.73	2	7,69%
	2017 without progressed		1 139	137	87.97		
	2018 with progressed	28	1 499	258	82.79	5	17,86%
	2018 without progressed		1 272	164	87.11		
	2019 with progressed	28	1484	225	84,84	3	10,71%
	2019 without progressed		1314	185	85,92		
Tswaing (45)	2017 with progressed	20	1 038	236	77.26	4	20,00%
	2017 without progressed		914	186	79.65		
	2018 with progressed	20	890	189	78.76	3	15,00%
	2018 without progressed		758	140	81.53		
	2019 with progressed	21	893	139	84,43	2	9,52%
	2019 without progressed		705	97	86,24		

Pass Rate of all centres									
District no	District Name	SD no	Sub District Name	Centre Name	Pro- gressed	En- tered	Wrote	Total Achieved	Pass %
1	BOJANALA	15	RUSTENBURG	PRES MANGOPE TECH HIGH	3	239	239	239	100,00%
1	BOJANALA	15	RUSTENBURG	BERGSIG HIGH	0	171	170	170	100,00%
2	DR. K. KAUNDA	22	JB MARKS	POTCH GIMNASIUM	0	154	154	154	100,00%
2	DR. K. KAUNDA	21	MATLOSANA	WESVALIA HIGH	0	153	153	153	100,00%
1	BOJANALA	15	RUSTENBURG	FIELDS COLLEGE	0	107	107	107	100,00%
2	DR. K. KAUNDA	22	JB MARKS	FERDINAND POSTMA	1	95	94	94	100,00%
3	DR. R.S. MOMPATI	32	KAGISANO MOLOPO	HUHUDI HIGH	25	107	84	84	100,00%
2	DR. K. KAUNDA	22	JB MARKS	POTCH GIRLS HIGH	0	74	74	74	100,00%
1	BOJANALA	11	MADIBENG	NTOLO	33	67	50	50	100,00%
1	BOJANALA	11	MADIBENG	ST TERESA HIGH	17	52	44	44	100,00%
4	NGAKA M. MOLEMA	45	TSWAING	RAKGWEDI-BOKANG HIGH	46	70	42	42	100,00%
1	BOJANALA	13	MOSES KOTANE	SEWAGODIMO TECH & COMM	12	42	40	40	100,00%
1	BOJANALA	13	MOSES KOTANE	HERMAN THEBE HIGH	22	57	38	38	100,00%
1	BOJANALA	15	RUSTENBURG	RUSTENBURG OPV KOLLEGE	2	42	38	38	100,00%
3	DR. R.S. MOMPATI	35	LEKWA-TEEMANE	CHRISTIANA COMBINED	1	37	35	35	100,00%
1	BOJANALA	13	MOSES KOTANE	OLEFILE HIGH	7	33	33	33	100,00%
1	BOJANALA	13	MOSES KOTANE	ST ANNE'S HIGH	0	33	33	33	100,00%
3	DR. R.S. MOMPATI	31	GREATER TAUNG	JOSEPH SAKU MIDDLE	12	38	32	32	100,00%
1	BOJANALA	11	MADIBENG	ACADAMY FOR CHRISTIAN EDU	0	33	31	31	100,00%
4	NGAKA M. MOLEMA	45	TSWAING	SANNIESHOF HIGH	0	31	31	31	100,00%
4	NGAKA M. MOLEMA	42	MAHIKENG	TETLANO	14	38	29	29	100,00%
3	DR. R.S. MOMPATI	31	GREATER TAUNG	MAMMUTLA	17	40	26	26	100,00%
4	NGAKA M. MOLEMA	44	RAMOTSHERE MOILOA	MATTHEWS MANGOPE HIGH	1	26	26	26	100,00%
1	BOJANALA	13	MOSES KOTANE	BATLENG HIGH	18	42	25	25	100,00%
4	NGAKA M. MOLEMA	43	RATLOU	NTSHIDI	11	29	25	25	100,00%
4	NGAKA M. MOLEMA	44	RAMOTSHERE MOILOA	MOKGOJWA INTERMEDIATE	12	29	24	24	100,00%
1	BOJANALA	13	MOSES KOTANE	SEMETSA	0	22	22	22	100,00%
1	BOJANALA	13	MOSES KOTANE	MODISE	1	19	19	19	100,00%
1	BOJANALA	15	RUSTENBURG	KELE COMBINED	0	20	19	19	100,00%
3	DR. R.S. MOMPATI	32	KAGISANO MOLOPO	BRAY INTERMEDIATE	3	22	19	19	100,00%
3	DR. R.S. MOMPATI	31	GREATER TAUNG	THATE MOLATLHWA	9	26	18	18	100,00%
4	NGAKA M. MOLEMA	42	MAHIKENG	LIVING FAITH COMBINED	0	17	17	17	100,00%
1	BOJANALA	11	MADIBENG	MACHADAM COMBINED	7	19	16	16	100,00%
2	DR. K. KAUNDA	21	MATLOSANA	AL-HUDA MUSLIM	0	16	16	16	100,00%
1	BOJANALA	13	MOSES KOTANE	KALAFI HIGH	5	20	15	15	100,00%
4	NGAKA M. MOLEMA	42	MAHIKENG	MADIBA HIGH	5	17	15	15	100,00%
1	BOJANALA	13	MOSES KOTANE	KGAMANYANE HIGH	0	15	14	14	100,00%
2	DR. K. KAUNDA	21	MATLOSANA	PHAKELA COMBINED	21	26	14	14	100,00%
4	NGAKA M. MOLEMA	44	RAMOTSHERE MOILOA	PHATLHOSO HIGH	0	12	12	12	100,00%
3	DR. R.S. MOMPATI	32	KAGISANO MOLOPO	KITLANANG	3	14	11	11	100,00%
3	DR. R.S. MOMPATI	32	KAGISANO MOLOPO	TLOTLANG-THUTO MIDDLE	9	20	11	11	100,00%
3	DR. R.S. MOMPATI	32	KAGISANO MOLOPO	REITSHOKILE INTERMEDIATE	4	13	10	10	100,00%
1	BOJANALA	11	MADIBENG	MEERHOF	0	9	9	9	100,00%
2	DR. K. KAUNDA	20	MAQUASSI HILLS	BOSKUIL COMBINED	1	9	9	9	100,00%
3	DR. R.S. MOMPATI	35	LEKWA-TEEMANE	CHRISTIANA FOR THE BLIND	0	9	9	9	100,00%
2	DR. K. KAUNDA	22	JB MARKS	REGOROGILE COMBINED	2	10	8	8	100,00%
4	NGAKA M. MOLEMA	44	RAMOTSHERE MOILOA	KUTLWANO COMBINED	8	14	8	8	100,00%
2	DR. K. KAUNDA	22	JB MARKS	HO&R VOLKSKOOL	0	148	147	146	99,32%
1	BOJANALA	15	RUSTENBURG	MERITI	10	120	111	110	99,10%

Pass Rate of all centres

District no	District Name	SD no	Sub District Name	Centre Name	Pro-gressed	En-tered	Wrote	Total Achieved	Pass %
1	BOJANALA	11	MADIBENG	MADIBA-A-TOLOANE HIGH	53	128	106	105	99,06%
2	DR. K. KAUNDA	21	MATLOSANA	KLERKSDORP HIGH	1	171	167	165	98,80%
1	BOJANALA	13	MOSES KOTANE	RAKOKO SEN	1	81	81	80	98,77%
1	BOJANALA	15	RUSTENBURG	IKETLETSO	0	156	154	152	98,70%
2	DR. K. KAUNDA	22	JB MARKS	B A SEOBI	11	153	144	142	98,61%
1	BOJANALA	13	MOSES KOTANE	SEDIBELO	10	74	68	67	98,53%
2	DR. K. KAUNDA	20	MAQUASSI HILLS	WOLMARANSSTAD HIGH	0	68	66	65	98,48%
4	NGAKA M. MOLEMA	42	MAHIKENG	BOITSEANAPE TECH and COMM	34	99	66	65	98,48%
4	NGAKA M. MOLEMA	42	MAHIKENG	CURRO ACADEMY MAHIKENG	5	68	65	64	98,46%
1	BOJANALA	11	MADIBENG	BRITS HIGH	0	118	118	116	98,31%
1	BOJANALA	15	RUSTENBURG	SUNRISE VIEW	0	168	168	165	98,21%
1	BOJANALA	12	MORETELE	SEKITLA HIGH	44	85	52	51	98,08%
1	BOJANALA	11	MADIBENG	HARTBEESPOORT HIGH	0	155	154	151	98,05%
4	NGAKA M. MOLEMA	42	MAHIKENG	ST MARY'S	15	62	50	49	98,00%
1	BOJANALA	11	MADIBENG	MOGALE	34	68	46	45	97,83%
4	NGAKA M. MOLEMA	42	MAHIKENG	MOCOCE HIGH	9	49	45	44	97,78%
3	DR. R.S. MOMPATI	32	KAGISANO MOLOPO	TONG COMPREHENSIVE	22	111	88	86	97,73%
1	BOJANALA	13	MOSES KOTANE	GAOPOTLAKE	29	69	42	41	97,62%
1	BOJANALA	13	MOSES KOTANE	MORARE	1	42	42	41	97,62%
3	DR. R.S. MOMPATI	32	KAGISANO MOLOPO	SETSWAKGOSING HIGH	13	88	82	80	97,56%
1	BOJANALA	11	MADIBENG	KLIPGAT HIGH	32	90	75	73	97,33%
1	BOJANALA	15	RUSTENBURG	NAAUWPOORT HIGH	1	37	36	35	97,22%
4	NGAKA M. MOLEMA	44	RAMOTSHERE MOILOA	MOSEKAPHOFU	22	45	36	35	97,22%
1	BOJANALA	12	MORETELE	MAMODIBO HIGH	18	114	106	103	97,17%
3	DR. R.S. MOMPATI	31	GREATER TAUNG	JERRY MAHURA	30	54	35	34	97,14%
3	DR. R.S. MOMPATI	33	NALEDI	REKGARATLHILE	25	56	35	34	97,14%
1	BOJANALA	12	MORETELE	LOALANE	22	88	69	67	97,10%
1	BOJANALA	13	MOSES KOTANE	TSHAILE HIGH	1	34	34	33	97,06%
3	DR. R.S. MOMPATI	33	NALEDI	VRYBURG HIGH	1	101	100	97	97,00%
4	NGAKA M. MOLEMA	41	DITSOBOTLA	LICHTENBURG HIGH	1	160	160	155	96,88%
1	BOJANALA	15	RUSTENBURG	CHARORA HIGH	40	109	92	89	96,74%
1	BOJANALA	11	MADIBENG	TSOGO	10	130	121	117	96,69%
1	BOJANALA	13	MOSES KOTANE	MALEFO HIGH	24	111	90	87	96,67%
2	DR. K. KAUNDA	21	MATLOSANA	THUTO-TSEBO	67	105	60	58	96,67%
1	BOJANALA	11	MADIBENG	REKOPANTSWE HIGH	1	31	29	28	96,55%
1	BOJANALA	11	MADIBENG	JOHANE MOKOLOBETSI	51	151	144	139	96,53%
4	NGAKA M. MOLEMA	44	RAMOTSHERE MOILOA	MARUAPULA	10	34	28	27	96,43%
1	BOJANALA	13	MOSES KOTANE	MOTLHAPUTSENG	6	81	81	78	96,30%
1	BOJANALA	13	MOSES KOTANE	MAKUKA MIDDLE	12	37	27	26	96,30%
3	DR. R.S. MOMPATI	31	GREATER TAUNG	MAJENG	21	36	27	26	96,30%
4	NGAKA M. MOLEMA	41	DITSOBOTLA	KGOKE LESABE PUBLIC	40	56	27	26	96,30%
4	NGAKA M. MOLEMA	42	MAHIKENG	ONKGOPOTSE TIRO COMP	4	28	27	26	96,30%
1	BOJANALA	12	MORETELE	BAFEDILE	32	72	52	50	96,15%
4	NGAKA M. MOLEMA	42	MAHIKENG	SELEJE	22	30	26	25	96,15%
4	NGAKA M. MOLEMA	44	RAMOTSHERE MOILOA	MMAKGAJE	5	25	25	24	96,00%
4	NGAKA M. MOLEMA	45	TSWAING	LERUNTSE-LESEDI HIGH	43	73	49	47	95,92%
3	DR. R.S. MOMPATI	32	KAGISANO MOLOPO	MORERI	12	60	48	46	95,83%
4	NGAKA M. MOLEMA	45	TSWAING	GA-KHUNWANA HIGH	48	85	48	46	95,83%
2	DR. K. KAUNDA	21	MATLOSANA	LETLHASEDI COMBINED	16	32	24	23	95,83%
3	DR. R.S. MOMPATI	32	KAGISANO MOLOPO	TSHIPIETSILE	17	38	24	23	95,83%
4	NGAKA M. MOLEMA	42	MAHIKENG	MASELWANYANE	16	35	24	23	95,83%
1	BOJANALA	11	MADIBENG	RAKGATLA HIGH	32	92	71	68	95,77%
1	BOJANALA	12	MORETELE	MATLAISANE	44	87	47	45	95,74%
4	NGAKA M. MOLEMA	42	MAHIKENG	MOTUBA HIGH	39	59	23	22	95,65%
4	NGAKA M. MOLEMA	45	TSWAING	RAMOKONYANE	2	23	23	22	95,65%
4	NGAKA M. MOLEMA	45	TSWAING	LODIRILE-TSWAING	45	80	45	43	95,56%

Pass Rate of all centres

District no	District Name	SD no	Sub District Name	Centre Name	Pro-gressed	En-tered	Wrote	Total Achieved	Pass %
3	DR. R.S. MOMPATI	31	GREATER TAUNG	MOTHELESI	3	25	22	21	95,45%
4	NGAKA M. MOLEMA	43	RATLOU	MOTHIBINYANE HIGH	12	33	22	21	95,45%
3	DR. R.S. MOMPATI	31	GREATER TAUNG	PINAGARE HIGH	17	100	86	82	95,35%
1	BOJANALA	13	MOSES KOTANE	LEROME	33	76	64	61	95,31%
1	BOJANALA	11	MADIBENG	WAGPOS HIGH	0	150	149	142	95,30%
1	BOJANALA	15	RUSTENBURG	RUSTENBURG HIGH	6	274	273	260	95,24%
3	DR. R.S. MOMPATI	31	GREATER TAUNG	CHOSENG	26	43	21	20	95,24%
1	BOJANALA	11	MADIBENG	MALATSE-MOTSEPE	37	112	83	79	95,18%
1	BOJANALA	15	RUSTENBURG	BAKWENA HIGH	9	82	82	78	95,12%
1	BOJANALA	15	RUSTENBURG	H F TLOU HIGH	2	163	161	153	95,03%
3	DR. R.S. MOMPATI	33	NALEDI	STELLA HIGH	0	20	20	19	95,00%
1	BOJANALA	15	RUSTENBURG	BAFOKENG HIGH	39	124	99	94	94,95%
1	BOJANALA	12	MORETELE	MMANKALA TECH and COMM	14	81	79	75	94,94%
1	BOJANALA	16	KGETLENG RIVER	KOSTER HIGH	0	39	39	37	94,87%
1	BOJANALA	15	RUSTENBURG	TLHABANE TECH AND COMM	0	196	192	182	94,79%
3	DR. R.S. MOMPATI	32	KAGISANO MOLOPO	KGONONYANE HIGH	28	86	57	54	94,74%
3	DR. R.S. MOMPATI	33	NALEDI	PULE LEEUW COMPREHENSIVE	36	64	38	36	94,74%
4	NGAKA M. MOLEMA	44	RAMOTSHERE MOILOA	JANGJO	19	48	36	34	94,44%
4	NGAKA M. MOLEMA	41	DITSOBOTLA	BODIBE	7	42	35	33	94,29%
1	BOJANALA	15	RUSTENBURG	MARIKANA HIGH	26	93	87	82	94,25%
1	BOJANALA	12	MORETELE	UTSANE HIGH	22	58	52	49	94,23%
2	DR. K. KAUNDA	20	MAQUASSI HILLS	REABONA	42	86	52	49	94,23%
3	DR. R.S. MOMPATI	31	GREATER TAUNG	P H MOEKETSI AGRIC	0	54	52	49	94,23%
1	BOJANALA	12	MORETELE	MOLEBATS	31	114	86	81	94,19%
3	DR. R.S. MOMPATI	33	NALEDI	TIGER KLOOF COMBINED	5	86	86	81	94,19%
4	NGAKA M. MOLEMA	45	TSWAING	PHATSIMA	39	80	51	48	94,12%
3	DR. R.S. MOMPATI	31	GREATER TAUNG	LESHOBO	37	44	17	16	94,12%
4	NGAKA M. MOLEMA	42	MAHIKENG	MMABATHO HIGH	6	168	167	157	94,01%
1	BOJANALA	15	RUSTENBURG	MMANAPE HIGH	17	112	100	94	94,00%
1	BOJANALA	11	MADIBENG	DIPHETOGO	28	58	33	31	93,94%
1	BOJANALA	11	MADIBENG	MOTHOTLUNG	57	135	82	77	93,90%
1	BOJANALA	11	MADIBENG	MMADIKETE LION	61	114	82	77	93,90%
1	BOJANALA	11	MADIBENG	MICHAEL MODISAKENG	11	115	97	91	93,81%
1	BOJANALA	12	MORETELE	ST ATHANASIOUS ORTHODOX CHRISTIAN SC	0	16	16	15	93,75%
1	BOJANALA	15	RUSTENBURG	THETHE HIGH	14	102	95	89	93,68%
4	NGAKA M. MOLEMA	42	MAHIKENG	BAROLONG HIGH	62	157	124	116	93,55%
3	DR. R.S. MOMPATI	32	KAGISANO MOLOPO	THUSO THEBE HIGH	34	94	62	58	93,55%
1	BOJANALA	11	MADIBENG	MICHA KGASI HIGH	19	94	77	72	93,51%
2	DR. K. KAUNDA	20	MAQUASSI HILLS	LERUNTSE-LESEDI	45	118	92	86	93,48%
1	BOJANALA	12	MORETELE	ITHUTENG COMMERCIAL HIGH	19	82	76	71	93,42%
4	NGAKA M. MOLEMA	42	MAHIKENG	KEBALEPILE JUN	50	140	105	98	93,33%
1	BOJANALA	11	MADIBENG	TSHEPAGALANG HIGH	16	106	75	70	93,33%
1	BOJANALA	15	RUSTENBURG	MATLHARE MOKAUTU	32	102	89	83	93,26%
2	DR. K. KAUNDA	22	JB MARKS	PHIRI HIGH	58	107	59	55	93,22%
4	NGAKA M. MOLEMA	43	RATLOU	OBUSITSE	11	38	29	27	93,10%
4	NGAKA M. MOLEMA	45	TSWAING	BADIBANA HIGH	33	52	29	27	93,10%
2	DR. K. KAUNDA	22	JB MARKS	BOTOKA COMPREHENSIVE	0	116	114	106	92,98%
2	DR. K. KAUNDA	21	MATLOSANA	KANANA	39	83	56	52	92,86%
1	BOJANALA	15	RUSTENBURG	MERIDIAN RUSTENBURG	0	69	69	64	92,75%
2	DR. K. KAUNDA	22	JB MARKS	THUTO-BOSWA	69	146	82	76	92,68%
2	DR. K. KAUNDA	21	MATLOSANA	MOFATLHOSI	21	58	41	38	92,68%
1	BOJANALA	12	MORETELE	KGAPHAMADI	45	121	80	74	92,50%
3	DR. R.S. MOMPATI	32	KAGISANO MOLOPO	DITEHO	6	44	39	36	92,31%
1	BOJANALA	15	RUSTENBURG	NEW COVENANT ACADEMY	0	13	13	12	92,31%
4	NGAKA M. MOLEMA	42	MAHIKENG	REDIBONE	35	122	102	94	92,16%
1	BOJANALA	15	RUSTENBURG	LEROTHODI HIGH	13	43	38	35	92,11%
2	DR. K. KAUNDA	21	MATLOSANA	CHRIS HANI	13	45	38	35	92,11%

Pass Rate of all centres

District no	District Name	SD no	Sub District Name	Centre Name	Pro-gressed	En-tered	Wrote	Total Achieved	Pass %
4	NGAKA M. MOLEMA	43	RATLOU	MOGAKOLODI-MASIBI COMPR	8	41	38	35	92,11%
1	BOJANALA	15	RUSTENBURG	TSHUKUDU HIGH	23	101	98	90	91,84%
2	DR. K. KAUNDA	21	MATLOSANA	ORKNEY HIGH	6	55	49	45	91,84%
3	DR. R.S. MOMPATI	31	GREATER TAUNG	THABASIKWA	7	19	12	11	91,67%
2	DR. K. KAUNDA	21	MATLOSANA	BORAKANELO	11	167	152	139	91,45%
2	DR. K. KAUNDA	21	MATLOSANA	MATLOSANE SEN	5	129	128	117	91,41%
2	DR. K. KAUNDA	22	JB MARKS	RESOLOFETSE	22	63	46	42	91,30%
4	NGAKA M. MOLEMA	42	MAHIKENG	SETUMO HIGH	67	108	46	42	91,30%
4	NGAKA M. MOLEMA	44	RAMOTSHERE MOILOA	NGOTWANA	24	55	46	42	91,30%
1	BOJANALA	15	RUSTENBURG	GRENVILLE HIGH	1	183	182	166	91,21%
1	BOJANALA	11	MADIBENG	ELETA	19	102	91	83	91,21%
3	DR. R.S. MOMPATI	33	NALEDI	KISMET	0	34	34	31	91,18%
1	BOJANALA	11	MADIBENG	ITSOSENG COMBINED	33	77	56	51	91,07%
1	BOJANALA	11	MADIBENG	THUTO-PELE HIGH	90	174	100	91	91,00%
4	NGAKA M. MOLEMA	41	DITSOBOTLA	REBONEILWE	28	70	54	49	90,74%
4	NGAKA M. MOLEMA	42	MAHIKENG	MOSIKARE	30	108	86	78	90,70%
1	BOJANALA	13	MOSES KOTANE	SEFUTSWELO HIGH	23	60	43	39	90,70%
1	BOJANALA	13	MOSES KOTANE	RAPHURELE HIGH	13	79	64	58	90,63%
2	DR. K. KAUNDA	21	MATLOSANA	TSHEDIMOSSETSO	67	120	64	58	90,63%
1	BOJANALA	13	MOSES KOTANE	REIPUSENG HIGH	8	54	53	48	90,57%
4	NGAKA M. MOLEMA	42	MAHIKENG	KEBONANG	43	99	63	57	90,48%
1	BOJANALA	12	MORETELE	ALFRED MAUBANE	12	70	62	56	90,32%
1	BOJANALA	11	MADIBENG	MARUATONA DIKOBÉ	2	32	31	28	90,32%
4	NGAKA M. MOLEMA	41	DITSOBOTLA	KOPANELO COMBINED	3	32	31	28	90,32%
4	NGAKA M. MOLEMA	42	MAHIKENG	BATSWANA HIGH COMMERCIAL	25	171	154	139	90,26%
2	DR. K. KAUNDA	21	MATLOSANA	SCHOONSPRUIT HIGH	5	140	133	120	90,23%
3	DR. R.S. MOMPATI	34	MAMUSA	REABETSWE	10	133	122	110	90,16%
2	DR. K. KAUNDA	21	MATLOSANA	NEW VISION	3	134	132	119	90,15%
4	NGAKA M. MOLEMA	43	RATLOU	IKOPANYENG	71	135	70	63	90,00%
2	DR. K. KAUNDA	21	MATLOSANA	TSAMMA	20	79	60	54	90,00%
2	DR. K. KAUNDA	21	MATLOSANA	GAENTHONE	37	72	40	36	90,00%
1	BOJANALA	15	RUSTENBURG	MOJAGEDI	14	36	30	27	90,00%
4	NGAKA M. MOLEMA	43	RATLOU	BOITHAPO HIGH	67	155	98	88	89,80%
1	BOJANALA	11	MADIBENG	EAGLE CHRISTIAN COLLEGE	4	51	49	44	89,80%
1	BOJANALA	13	MOSES KOTANE	NKOBONG HIGH	8	45	39	35	89,74%
4	NGAKA M. MOLEMA	42	MAHIKENG	S C KGOBOKOE HIGH	27	50	29	26	89,66%
4	NGAKA M. MOLEMA	45	TSWAING	BAKLOBENG JUNIOR	34	59	29	26	89,66%
4	NGAKA M. MOLEMA	42	MAHIKENG	LETEANE HIGH	39	76	48	43	89,58%
4	NGAKA M. MOLEMA	42	MAHIKENG	SOL PLAATJE	4	113	111	99	89,19%
1	BOJANALA	12	MORETELE	NCHAUPE HIGH	32	66	37	33	89,19%
4	NGAKA M. MOLEMA	44	RAMOTSHERE MOILOA	RAMOTSHERE HIGH	33	218	193	172	89,12%
2	DR. K. KAUNDA	20	MAQUASSI HILLS	TIRAGALO	30	65	55	49	89,09%
1	BOJANALA	13	MOSES KOTANE	ITUMELENG	62	132	73	65	89,04%
4	NGAKA M. MOLEMA	43	RATLOU	MADIBOGO HIGH	94	126	72	64	88,89%
2	DR. K. KAUNDA	20	MAQUASSI HILLS	MAITEMOGELO	34	95	63	56	88,89%
3	DR. R.S. MOMPATI	32	KAGISANO MOLOPO	MONCHUSI	32	68	45	40	88,89%
4	NGAKA M. MOLEMA	43	RATLOU	JAN MASIBI	30	55	45	40	88,89%
1	BOJANALA	11	MADIBENG	LIGHTHOUSE CHRISTIAN COLLEGE	0	28	27	24	88,89%
1	BOJANALA	13	MOSES KOTANE	SHADRACK F ZIBI	1	18	18	16	88,89%
2	DR. K. KAUNDA	21	MATLOSANA	COCEKANI HIGH	19	36	18	16	88,89%
4	NGAKA M. MOLEMA	44	RAMOTSHERE MOILOA	ZEERUST HIGH	3	112	107	95	88,79%
1	BOJANALA	16	KGETLENG RIVER	REEBONE	23	103	95	84	88,42%
4	NGAKA M. MOLEMA	44	RAMOTSHERE MOILOA	MOTSWEDI HIGH	21	170	162	143	88,27%
1	BOJANALA	13	MOSES KOTANE	TSWAIDI HIGH	33	75	51	45	88,24%
1	BOJANALA	13	MOSES KOTANE	GABONEWE	0	34	34	30	88,24%
1	BOJANALA	16	KGETLENG RIVER	MPHE-BANA	19	175	161	142	88,20%
1	BOJANALA	15	RUSTENBURG	RETHUSEGILE	3	105	101	89	88,12%
3	DR. R.S. MOMPATI	31	GREATER TAUNG	THAPAMA HIGH	41	66	25	22	88,00%
3	DR. R.S. MOMPATI	32	KAGISANO MOLOPO	SEBETWANE	19	58	41	36	87,80%
4	NGAKA M. MOLEMA	42	MAHIKENG	RAMAINE HIGH	53	91	56	49	87,50%
1	BOJANALA	13	MOSES KOTANE	MOCHUDI	29	58	40	35	87,50%
2	DR. K. KAUNDA	22	JB MARKS	VENTERSDORP HIGH	0	9	8	7	87,50%
3	DR. R.S. MOMPATI	31	GREATER TAUNG	MOKGARENG HIGH	18	24	8	7	87,50%

Pass Rate of all centres

District no	District Name	SD no	Sub District Name	Centre Name	Pro-gressed	En-tered	Wrote	Total Achieved	Pass %
3	DR. R.S. MOMPATI	32	KAGISANO MOLOPO	ITSHOLETSENG	7	14	8	7	87,50%
3	DR. R.S. MOMPATI	31	GREATER TAUNG	MANKUROANE TECH & COMM	28	79	55	48	87,27%
4	NGAKA M. MOLEMA	43	RATLOU	SETILO	36	52	47	41	87,23%
1	BOJANALA	13	MOSES KOTANE	KGOSIBODIBA COMMERCIAL	7	44	39	34	87,18%
4	NGAKA M. MOLEMA	42	MAHIKENG	LETSATSING HIGH	3	42	39	34	87,18%
4	NGAKA M. MOLEMA	44	RAMOTSHERE MOILOA	MOKGAKALA HIGH	26	85	70	61	87,14%
1	BOJANALA	15	RUSTENBURG	MATSUKUBYANE	5	104	101	88	87,13%
1	BOJANALA	11	MADIBENG	CENTRAL	3	109	108	94	87,04%
1	BOJANALA	15	RUSTENBURG	H T S RUSTENBURG	7	102	100	87	87,00%
4	NGAKA M. MOLEMA	44	RAMOTSHERE MOILOA	RAMATU HIGH	12	110	99	86	86,87%
4	NGAKA M. MOLEMA	41	DITSOBOTLA	BETHEL HIGH	2	93	91	79	86,81%
2	DR. K. KAUNDA	22	JB MARKS	SEIPHEMELo	32	112	83	72	86,75%
2	DR. K. KAUNDA	21	MATLOSANA	H T S KLERKSDORP	6	212	211	183	86,73%
3	DR. R.S. MOMPATI	34	MAMUSA	MAMPHO	27	67	45	39	86,67%
4	NGAKA M. MOLEMA	42	MAHIKENG	R A KOBUE HIGH	47	84	45	39	86,67%
1	BOJANALA	15	RUSTENBURG	THUTO-KITSO RUSTENBURG CORR SERVICE	0	15	15	13	86,67%
1	BOJANALA	12	MORETELE	MMAKAUNYANA	23	56	37	32	86,49%
4	NGAKA M. MOLEMA	45	TSWAING	TLHOAFALO	35	99	66	57	86,36%
3	DR. R.S. MOMPATI	31	GREATER TAUNG	SEKATE BOIJANE MAHURA	27	70	44	38	86,36%
1	BOJANALA	12	MORETELE	MOTSWATEMENG	20	50	36	31	86,11%
3	DR. R.S. MOMPATI	31	GREATER TAUNG	ST PAUL 'S HIGH	20	50	36	31	86,11%
2	DR. K. KAUNDA	21	MATLOSANA	MILNER HIGH	2	122	122	105	86,07%
4	NGAKA M. MOLEMA	42	MAHIKENG	BOITSHOKO	15	72	57	49	85,96%
2	DR. K. KAUNDA	21	MATLOSANA	STILFONTEIN HIGH	6	68	64	55	85,94%
2	DR. K. KAUNDA	22	JB MARKS	POTCH BOYS HIGH	8	68	64	55	85,94%
3	DR. R.S. MOMPATI	31	GREATER TAUNG	GABOBIDIWE HIGH	37	92	64	55	85,94%
3	DR. R.S. MOMPATI	35	LEKWA-TEEMANE	THUTO-LORE PUBLIC	31	104	78	67	85,90%
1	BOJANALA	13	MOSES KOTANE	MANAMAKGOTHA HI	0	102	99	85	85,86%
1	BOJANALA	15	RUSTENBURG	ZINNIIVILLE	0	100	99	85	85,86%
1	BOJANALA	15	RUSTENBURG	BOIKAGONG	70	133	120	103	85,83%
1	BOJANALA	15	RUSTENBURG	LESELE	17	40	28	24	85,71%
4	NGAKA M. MOLEMA	45	TSWAING	GOTHATA	34	51	28	24	85,71%
2	DR. K. KAUNDA	20	MAQUASSI HILLS	NTLATSENG PUBLIC COMBINED	1	7	7	6	85,71%
4	NGAKA M. MOLEMA	42	MAHIKENG	BATLOUNG JUNIOR	41	97	62	53	85,48%
4	NGAKA M. MOLEMA	44	RAMOTSHERE MOILOA	MPOLOKANG HIGH	16	74	62	53	85,48%
3	DR. R.S. MOMPATI	31	GREATER TAUNG	SEABO HIGH	36	82	48	41	85,42%
3	DR. R.S. MOMPATI	31	GREATER TAUNG	MAATLA HIGH	21	108	89	76	85,39%
1	BOJANALA	11	MADIBENG	JETHRO PELLE HIGH	17	55	41	35	85,37%
1	BOJANALA	12	MORETELE	MOTSHEGOA HIGH	7	40	34	29	85,29%
1	BOJANALA	15	RUSTENBURG	TIRELONG	0	34	34	29	85,29%
1	BOJANALA	11	MADIBENG	LOT MASHIANE	36	84	61	52	85,25%
4	NGAKA M. MOLEMA	42	MAHIKENG	DANVILLE	14	36	27	23	85,19%
1	BOJANALA	11	MADIBENG	MMA NOTSHE MODUANE HIGH	52	96	67	57	85,07%
4	NGAKA M. MOLEMA	44	RAMOTSHERE MOILOA	MMAJANE	24	48	40	34	85,00%
3	DR. R.S. MOMPATI	34	MAMUSA	ITSHUPENG	113	149	93	79	84,95%
4	NGAKA M. MOLEMA	42	MAHIKENG	GOLF VIEW PARK	15	111	106	90	84,91%
1	BOJANALA	13	MOSES KOTANE	THEBE-YA-TLHAJWA	11	53	53	45	84,91%
1	BOJANALA	13	MOSES KOTANE	TIDIMANE	7	47	46	39	84,78%
4	NGAKA M. MOLEMA	43	RATLOU	UTLWANANG-BAROLONG	28	62	46	39	84,78%
3	DR. R.S. MOMPATI	34	MAMUSA	IPELEGENG HIGH	42	99	72	61	84,72%
1	BOJANALA	15	RUSTENBURG	KELEDI	50	111	70	59	84,29%
2	DR. K. KAUNDA	20	MAQUASSI HILLS	GATELAPELE	97	212	127	107	84,25%
1	BOJANALA	15	RUSTENBURG	MOLOTLEGI	28	60	57	48	84,21%
4	NGAKA M. MOLEMA	42	MAHIKENG	Z M SEATLHOLO HIGH	37	62	38	32	84,21%
1	BOJANALA	12	MORETELE	IKANENG HIGH	3	22	19	16	84,21%
4	NGAKA M. MOLEMA	45	TSWAING	BOSCHPOORT COMBINED	11	25	19	16	84,21%
1	BOJANALA	15	RUSTENBURG	GRENSWAG HIGH	2	145	139	117	84,17%
1	BOJANALA	11	MADIBENG	HEBRON TECH AND COMM	23	105	88	74	84,09%

Pass Rate of all centres

District no	District Name	SD no	Sub District Name	Centre Name	Pro-gressed	En-tered	Wrote	Total Achieved	Pass %
1	BOJANALA	11	MADIBENG	BOTLHABELO HIGH	95	230	169	142	84,02%
1	BOJANALA	13	MOSES KOTANE	HOLY FAMILY COMBINED	7	79	75	63	84,00%
1	BOJANALA	12	MORETELE	ZACHARIA MANKGATLENG	17	67	50	42	84,00%
1	BOJANALA	12	MORETELE	HENDRIK MAKAPAN	24	70	62	52	83,87%
2	DR. K. KAUNDA	22	JB MARKS	POTCH	11	66	62	52	83,87%
1	BOJANALA	13	MOSES KOTANE	GAOTIME	6	31	31	26	83,87%
4	NGAKA M. MOLEMA	43	RATLOU	KAGISO BAROLONG H	15	49	37	31	83,78%
4	NGAKA M. MOLEMA	45	TSWAING	GEYSDORP	17	73	61	51	83,61%
3	DR. R.S. MOMPATI	31	GREATER TAUNG	BOGOSING HIGH	40	81	48	40	83,33%
4	NGAKA M. MOLEMA	44	RAMOTSHERE MOILOA	NTLATSANG	1	18	18	15	83,33%
4	NGAKA M. MOLEMA	45	TSWAING	ITLOTLENG MOGAWANE	16	27	12	10	83,33%
3	DR. R.S. MOMPATI	34	MAMUSA	SCHWEIZER RENEKE	1	65	65	54	83,08%
4	NGAKA M. MOLEMA	42	MAHIKENG	SEJANKABO HIGH	18	52	41	34	82,93%
3	DR. R.S. MOMPATI	31	GREATER TAUNG	THUSOETSILE MIDDLE	35	70	35	29	82,86%
3	DR. R.S. MOMPATI	31	GREATER TAUNG	TOTONYANE	3	32	29	24	82,76%
1	BOJANALA	13	MOSES KOTANE	MOEFI HIGH	1	23	23	19	82,61%
2	DR. K. KAUNDA	22	JB MARKS	H T S POTCH	5	132	132	109	82,58%
1	BOJANALA	12	MORETELE	THULARE HIGH	22	62	51	42	82,35%
1	BOJANALA	11	MADIBENG	RABBONI CHRISTIAN	2	37	34	28	82,35%
1	BOJANALA	12	MORETELE	BADUMEDI	7	39	34	28	82,35%
1	BOJANALA	12	MORETELE	GASEITSIWE HIGH	33	60	34	28	82,35%
1	BOJANALA	11	MADIBENG	MMAMOGWAI	6	31	28	23	82,14%
4	NGAKA M. MOLEMA	42	MAHIKENG	TIEGO TAWANA	3	43	39	32	82,05%
4	NGAKA M. MOLEMA	45	TSWAING	MAMORATWA MIDDLE F A	3	42	39	32	82,05%
4	NGAKA M. MOLEMA	41	DITSOBOTLA	COLIGNY HIGH	5	64	61	50	81,97%
2	DR. K. KAUNDA	21	MATLOSANA	VUYANIMAWETHU	21	100	77	63	81,82%
2	DR. K. KAUNDA	21	MATLOSANA	KLERKSDORP	0	57	55	45	81,82%
4	NGAKA M. MOLEMA	41	DITSOBOTLA	AG MALEBE	1	33	33	27	81,82%
3	DR. R.S. MOMPATI	31	GREATER TAUNG	MOTSEMME	22	29	11	9	81,82%
1	BOJANALA	13	MOSES KOTANE	J M NTSIME	6	175	175	143	81,71%
1	BOJANALA	15	RUSTENBURG	NURAL-IMAN-MUSLIM	0	16	16	13	81,25%
4	NGAKA M. MOLEMA	44	RAMOTSHERE MOILOA	THUTO-KE-MATLA	17	26	16	13	81,25%
1	BOJANALA	13	MOSES KOTANE	KGALATLOWE HIGH	6	112	106	86	81,13%
1	BOJANALA	11	MADIBENG	IKATISONG	6	118	111	90	81,08%
4	NGAKA M. MOLEMA	44	RAMOTSHERE MOILOA	ZEEJUST COMBINED	10	71	61	49	80,33%
1	BOJANALA	15	RUSTENBURG	FREEDOM PARK	11	132	127	102	80,31%
3	DR. R.S. MOMPATI	33	NALEDI	BOPAGANANG PUBLIC	59	120	71	57	80,28%
1	BOJANALA	15	RUSTENBURG	GEELHOUT PARK	21	145	121	97	80,17%
1	BOJANALA	11	MADIBENG	THABA-MORULA HIGH	10	86	80	64	80,00%
3	DR. R.S. MOMPATI	35	LEKWA-TEEMANE	LE-RONA	19	59	45	36	80,00%
3	DR. R.S. MOMPATI	31	GREATER TAUNG	THAKUNG	20	39	30	24	80,00%
3	DR. R.S. MOMPATI	32	KAGISANO MOLOPO	OGODISENG	38	68	30	24	80,00%
2	DR. K. KAUNDA	21	MATLOSANA	OVERVAAL PRIVAAT SKOOL	0	15	15	12	80,00%
1	BOJANALA	11	MADIBENG	HAMAKOM PRIVAAT SKOOL	0	10	10	8	80,00%
2	DR. K. KAUNDA	21	MATLOSANA	EDUCATORS HIGH	2	11	10	8	80,00%
3	DR. R.S. MOMPATI	33	NALEDI	JOHN FRYLINCK	52	91	39	31	79,49%
4	NGAKA M. MOLEMA	44	RAMOTSHERE MOILOA	TLHAOLE HIGH	22	61	39	31	79,49%
1	BOJANALA	15	RUSTENBURG	RAUWANE SEPENG	16	151	141	112	79,43%
4	NGAKA M. MOLEMA	44	RAMOTSHERE MOILOA	N R MANDELA COMM	40	60	34	27	79,41%
4	NGAKA M. MOLEMA	44	RAMOTSHERE MOILOA	REARABILWE	47	113	82	65	79,27%
2	DR. K. KAUNDA	21	MATLOSANA	MATLHALENG HIGH	61	159	96	76	79,17%
3	DR. R.S. MOMPATI	32	KAGISANO MOLOPO	TASMAN	18	38	24	19	79,17%
2	DR. K. KAUNDA	21	MATLOSANA	PINNACLE PRIM and BOARDING	2	19	19	15	78,95%
4	NGAKA M. MOLEMA	41	DITSOBOTLA	GAETSHO HIGH	123	250	165	130	78,79%
4	NGAKA M. MOLEMA	42	MAHIKENG	MAFIKENG HIGH	0	90	89	70	78,65%
3	DR. R.S. MOMPATI	34	MAMUSA	OBANG	63	90	42	33	78,57%
3	DR. R.S. MOMPATI	31	GREATER TAUNG	REIVILO HIGH	8	43	23	18	78,26%
2	DR. K. KAUNDA	21	MATLOSANA	ARE-FADIMEHENG	48	169	119	93	78,15%
4	NGAKA M. MOLEMA	43	RATLOU	ONKABETSE-THUTO TECHNICAL and COMM	17	43	32	25	78,13%

Pass Rate of all centres

District no	District Name	SD no	Sub District Name	Centre Name	Pro-gressed	En-tered	Wrote	Total Achieved	Pass %
4	NGAKA M. MOLEMA	42	MAHIKENG	LAPOLOGANG SEN	28	98	73	57	78,08%
2	DR. K. KAUNDA	21	MATLOSANA	NKANG-MAHLALE	65	218	155	121	78,06%
1	BOJANALA	15	RUSTENBURG	BOITEKONG	34	297	286	223	77,97%
3	DR. R.S. MOMPATI	31	GREATER TAUNG	TSELAATHUTO	14	35	27	21	77,78%
1	BOJANALA	16	KGETLENG RIVER	SWARTRUGGENS COMBINED	0	19	18	14	77,78%
3	DR. R.S. MOMPATI	31	GREATER TAUNG	BATLHAPING HIGH	24	104	102	79	77,45%
4	NGAKA M. MOLEMA	45	TSWAING	TIRISANO	39	82	66	51	77,27%
1	BOJANALA	13	MOSES KOTANE	TSHOMANKANE HIGH	1	25	22	17	77,27%
4	NGAKA M. MOLEMA	45	TSWAING	NOTO HIGH	52	89	57	44	77,19%
1	BOJANALA	12	MORETELE	SEMPAPA	17	76	70	54	77,14%
4	NGAKA M. MOLEMA	45	TSWAING	KOPANELO	16	44	35	27	77,14%
1	BOJANALA	15	RUSTENBURG	KGATSHENG-THABISO	42	198	156	120	76,92%
2	DR. K. KAUNDA	21	MATLOSANA	DIRANG KA NATLA COMP	31	79	52	40	76,92%
4	NGAKA M. MOLEMA	44	RAMOTSHERE MOILOA	PHAKEDI HIGH	4	75	72	55	76,39%
3	DR. R.S. MOMPATI	32	KAGISANO MOLOPO	PITSO LETLHOGILE MIDDLE	5	50	46	35	76,09%
2	DR. K. KAUNDA	22	JB MARKS	TLOKWE	19	114	107	81	75,70%
3	DR. R.S. MOMPATI	33	NALEDI	COLINDA	32	71	41	31	75,61%
4	NGAKA M. MOLEMA	43	RATLOU	KGOSI SHOPE	11	59	49	37	75,51%
1	BOJANALA	15	RUSTENBURG	KHAYALETU	11	85	73	55	75,34%
4	NGAKA M. MOLEMA	41	DITSOBOTLA	TSWELELOPELE HIGH	21	71	56	42	75,00%
3	DR. R.S. MOMPATI	31	GREATER TAUNG	MARUBISING	9	40	32	24	75,00%
1	BOJANALA	12	MORETELE	MORATWE HIGH	2	12	12	9	75,00%
3	DR. R.S. MOMPATI	31	GREATER TAUNG	WALTER LETSIE	43	82	43	32	74,42%
1	BOJANALA	13	MOSES KOTANE	LANGA-LA-SEMBO	13	53	39	29	74,36%
4	NGAKA M. MOLEMA	41	DITSOBOTLA	BAITSHOKI SENIOR	47	107	84	62	73,81%
4	NGAKA M. MOLEMA	41	DITSOBOTLA	REGOLOTSWE HIGH	20	60	45	33	73,33%
4	NGAKA M. MOLEMA	44	RAMOTSHERE MOILOA	NTEBOGANG	10	38	30	22	73,33%
3	DR. R.S. MOMPATI	32	KAGISANO MOLOPO	MODISE KANONO	2	14	11	8	72,73%
1	BOJANALA	15	RUSTENBURG	SEKETE IV HIGH	0	148	146	106	72,60%
3	DR. R.S. MOMPATI	35	LEKWA-TEEMANE	BLOEMHOF COMBINED	0	43	43	31	72,09%
2	DR. K. KAUNDA	21	MATLOSANA	THUTO THEBE	21	52	32	23	71,88%
4	NGAKA M. MOLEMA	43	RATLOU	MMOLEDI HIGH	17	63	39	28	71,79%
4	NGAKA M. MOLEMA	41	DITSOBOTLA	LICHTENBURG ENGLISH	0	35	35	25	71,43%
4	NGAKA M. MOLEMA	43	RATLOU	KHUMOSEJO	31	57	35	25	71,43%
4	NGAKA M. MOLEMA	44	RAMOTSHERE MOILOA	SAKALENGWE HIGH	4	10	7	5	71,43%
2	DR. K. KAUNDA	21	MATLOSANA	TSHEBEDISANO	78	226	148	105	70,95%
4	NGAKA M. MOLEMA	41	DITSOBOTLA	BOPHIRIMA	21	114	92	65	70,65%
4	NGAKA M. MOLEMA	45	TSWAING	REALEKA	51	141	109	77	70,64%
2	DR. K. KAUNDA	22	JB MARKS	BOITSHOKO HIGH	51	168	125	88	70,40%
1	BOJANALA	11	MADIBENG	FUMANE	21	130	121	85	70,25%
4	NGAKA M. MOLEMA	41	DITSOBOTLA	F M RAMABOEA TECH & COMM	32	69	47	33	70,21%
4	NGAKA M. MOLEMA	42	MAHIKENG	MAANO	5	35	30	21	70,00%
4	NGAKA M. MOLEMA	41	DITSOBOTLA	MORE	31	77	46	32	69,57%
4	NGAKA M. MOLEMA	41	DITSOBOTLA	J M LEKGETHA COMMERCIAL	70	137	104	72	69,23%
1	BOJANALA	13	MOSES KOTANE	RAMOTSHODI HIGH	15	42	29	20	68,97%
1	BOJANALA	13	MOSES KOTANE	MPHELA MIDDLE	4	18	16	11	68,75%
3	DR. R.S. MOMPATI	32	KAGISANO MOLOPO	RADITSHANE	14	29	16	11	68,75%
1	BOJANALA	15	RUSTENBURG	MATETENENE HIGH	20	116	95	65	68,42%
3	DR. R.S. MOMPATI	35	LEKWA-TEEMANE	GAOPALELWE	46	142	98	67	68,37%
2	DR. K. KAUNDA	22	JB MARKS	POELANO HIGH	23	83	60	41	68,33%
4	NGAKA M. MOLEMA	41	DITSOBOTLA	TAU-RAPULANA HIGH	63	146	99	67	67,68%
3	DR. R.S. MOMPATI	31	GREATER TAUNG	PUDUMONG	52	124	86	58	67,44%
4	NGAKA M. MOLEMA	44	RAMOTSHERE MOILOA	IKAGELANG HIGH	45	105	61	41	67,21%
4	NGAKA M. MOLEMA	44	RAMOTSHERE MOILOA	MOTSAALORE	13	85	70	47	67,14%
1	BOJANALA	13	MOSES KOTANE	KWENA TLASE	17	83	82	55	67,07%
2	DR. K. KAUNDA	21	MATLOSANA	MMOKENG	12	143	130	87	66,92%
2	DR. K. KAUNDA	21	MATLOSANA	VAALE REEFS TECHNICAL HIGH	44	160	120	80	66,67%
4	NGAKA M. MOLEMA	42	MAHIKENG	MOLELWANE	48	152	111	74	66,67%
3	DR. R.S. MOMPATI	31	GREATER TAUNG	KEBINELANG	5	49	45	30	66,67%
3	DR. R.S. MOMPATI	31	GREATER TAUNG	SEOLESENG	4	19	15	10	66,67%

Pass Rate of all centres

District no	District Name	SD no	Sub District Name	Centre Name	Pro-gressed	En-tered	Wrote	Total Achieved	Pass %
4	NGAKA M. MOLEMA	41	DITSOBOTLA	GABORONE	4	18	15	10	66,67%
4	NGAKA M. MOLEMA	44	RAMOTSHERE MOILOA	NIETVERDIEND COMBINED	3	27	20	13	65,00%
1	BOJANALA	15	RUSTENBURG	MATALE	15	44	42	27	64,29%
1	BOJANALA	12	MORETELE	LOBANG HIGH	0	14	14	9	64,29%
3	DR. R.S. MOMPATI	35	LEKWA-TEEMANE	KROMELLENBOOG COMBINED	1	37	36	23	63,89%
4	NGAKA M. MOLEMA	45	TSWAING	KEJAKILE	2	8	8	5	62,50%
3	DR. R.S. MOMPATI	32	KAGISANO MOLOPO	BORE	13	83	69	43	62,32%
1	BOJANALA	16	KGETLENG RIVER	MOEDWIL	21	59	58	36	62,07%
3	DR. R.S. MOMPATI	31	GREATER TAUNG	LETLHOGILE	10	74	72	44	61,11%
4	NGAKA M. MOLEMA	45	TSWAING	LERETLETSE-LESEDI	20	65	46	28	60,87%
3	DR. R.S. MOMPATI	31	GREATER TAUNG	KGOSIETSILE-LETHOLA MIDDLE	17	67	49	29	59,18%
3	DR. R.S. MOMPATI	31	GREATER TAUNG	REIVILO COMBINED PUBLIC	3	39	36	21	58,33%
2	DR. K. KAUNDA	22	JB MARKS	PROMOSA	25	100	81	46	56,79%
1	BOJANALA	13	MOSES KOTANE	RAMOROKO	8	23	23	13	56,52%
4	NGAKA M. MOLEMA	42	MAHIKENG	SETLOPO SCIENCE and COMM	5	91	87	49	56,32%
1	BOJANALA	15	RUSTENBURG	HARMONY CHRISTIAN	0	9	9	5	55,56%
2	DR. K. KAUNDA	21	MATLOSANA	ALABAMA COMBINED	3	73	66	36	54,55%
2	DR. K. KAUNDA	21	MATLOSANA	ALABAMA	62	154	93	47	50,54%
4	NGAKA M. MOLEMA	43	RATLOU	G S PHOI HIGH	35	72	36	18	50,00%
3	DR. R.S. MOMPATI	31	GREATER TAUNG	REEMEKATHATA	12	40	30	14	46,67%
3	DR. R.S. MOMPATI	32	KAGISANO MOLOPO	PICA PAU HIGH	1	30	29	12	41,38%
4	NGAKA M. MOLEMA	43	RATLOU	MOTHUSI MARUMOLOA	2	32	32	13	40,63%
3	DR. R.S. MOMPATI	35	LEKWA-TEEMANE	VAALOEWER	20	31	15	6	40,00%
4	NGAKA M. MOLEMA	42	MAHIKENG	TLAMELANG SPECIAL	6	12	11	4	36,36%
3	DR. R.S. MOMPATI	32	KAGISANO MOLOPO	KGOSITHEBE COMBINED	5	29	22	5	22,73%
Grand Total					8549	33057	26819	23272	86,77%

School Performance 2018 – 2019

Centre No	Centre Name	YEAR	2018				2019			
			No Progressed	Wrote	Achieved	%Achieved	No Progressed	Wrote	Achieved	%Achieved
9111003	ACADAMY FOR CHRISTIAN EDUCATION		0	30	27	90,0	0	31	31	100,0%
9111017	BOTLHABELO HIGH SCHOOL	3	47	166	137	82,5	95	169	142	84,0%
9111020	BRITS HIGH SCHOOL	4	0	141	141	100,0	0	118	116	98,3%
9111022	CENTRAL SECONDARY	4	7	96	86	89,6	3	108	94	87,0%
9111034	ELESA SECONDARY SCHOOL	2	0	122	81	66,4	19	91	83	91,2%
9111038	FUMANE SECONDARY SCHOOL	3	2	80	77	96,3	21	121	85	70,2%
9111047	HARTBEESPOORT HIGH SCHOOL	5	0	180	174	96,7	0	154	151	98,1%
9111048	HEBRON TECH AND COMM HIGH SCHOOL	3	67	126	107	84,9	23	88	74	84,1%
9111055	IKATISONG SECONDARY SCHOOL	3	34	126	99	78,6	6	111	90	81,1%
9111061	JETHRO PELLE HIGH SCHOOL	1	19	41	29	70,7	17	41	35	85,4%
9111062	JOHANE MOKOLOBETSI SECONDARY SCHOOL	1	48	162	136	84,0	51	144	139	96,5%
9111070	KLIPGAT HIGH SCHOOL	1	11	99	95	96,0	32	75	73	97,3%
9111072	MADIBA-A-TOLOANE HIGH SCHOOL	2	59	95	93	97,9	53	106	105	99,1%
9111085	LIGHTHOUSE CHRISTIAN COLLEGE		0	29	29	100,0	0	27	24	88,9%
9111090	LOT MASHIANE SECONDARY SCHOOL	1	15	58	55	94,8	36	61	52	85,2%
9111095	MACHADAM COMBINED SCHOOL	3	1	21	20	95,2	7	16	16	100,0%
9111104	MALATSE-MOTSEPE HIGH SCHOOL	3	40	99	91	91,9	37	83	79	95,2%
9111114	MARUATONA DIKOBÉ HIGH SCHOOL	1	15	40	35	87,5	2	31	28	90,3%
9111118	MEERHOF SCHOOL		0	11	11	100,0	0	9	9	100,0%
9111120	MICHA KGASI HIGH SCHOOL	2	29	85	75	88,2	19	77	72	93,5%
9111121	MICHAEL MODISAKENG SECONDARY SCHOOL	1	28	116	84	72,4	11	97	91	93,8%
9111127	MMAMOGWAI SECONDARY SCHOOL	3	0	25	21	84,0	6	28	23	82,1%
9111129	MMANOTSHE MODUANE HIGH SCHOOL	3	61	55	51	92,7	52	67	57	85,1%
9111137	MOGALE SEC SCHOOL	2	17	48	31	64,6	34	46	45	97,8%
9111147	MOTHOTLUNG SCHOOL	3	52	162	148	91,4	57	82	77	93,9%
9111155	MMADIKETE LION SECONDARY SCHOOL	1	52	66	62	93,9	61	82	77	93,9%
9111160	NTOLO SECONDARY SCHOOL	3	28	69	61	88,4	33	50	50	100,0%
9111170	PUO-PHA SECONDARY SCHOOL	2	2	7	6	85,7	0	4	4	100,0%
9111171	RABBONI CHRISTIAN SCHOOL		2	34	30	88,2	2	34	28	82,4%
9111186	REKOPANTSWE HIGH SCHOOL	3	20	27	26	96,3	1	29	28	96,6%
9111211	ST TERESA HIGH SCHOOL	3	53	41	39	95,1	17	44	44	100,0%
9111216	THABA-MORULA HIGH SCHOOL	3	20	65	52	80,0	10	80	64	80,0%
9111223	THUTO-PELE HIGH SCHOOL	3	32	91	86	94,5	90	100	91	91,0%

Centre No	Centre Name	YEAR	2018				2019			
			No Progressed	Wrote	Achieved	%Achieved	No Progressed	Wrote	Achieved	%Achieved
9111231	TSHEPAGALANG HIGH SCHOOL		14	57	51	89,5	16	75	70	93,3%
9111237	TSOGO SECONDARY SCHOOL	3	5	129	119	92,2	10	121	117	96,7%
9111242	WAGPOS HIGH SCHOOL	4	0	146	145	99,3	0	149	142	95,3%
9111262	ITSOSENG COMBINED SCHOOL	2	28	54	46	85,2	33	56	51	91,1%
9111264	EAGLE CHRISTIAN COLLEGE		5	48	43	89,6	4	49	44	89,8%
9112131	RAKGATLA HIGH SCHOOL	3	28	75	66	88,0	32	71	68	95,8%
9118038	DIPHETOGO SECONDARY SCHOOL	2	27	77	66	85,7	28	33	31	93,9%
9119008	HAMAKOM PRIVAATSKOOL						0	10	8	80,0%
9121005	ALFRED MAUBANE SCHOOL	2	15	44	33	75,0	12	62	56	90,3%
9121008	BADUMEDI SECONDARY SCHOOL	1	27	40	32	80,0	7	34	28	82,4%
9121009	BAFEDILE SECONDARY SCHOOL	3	24	54	47	87,0	32	52	50	96,2%
9121041	GASEITSIWE HIGH SCHOOL	1	19	23	20	87,0	33	34	28	82,4%
9121049	HENDRIK MAKAPAN HIGH SCHOOL	3	34	68	41	60,3	24	62	52	83,9%
9121054	IKANENG HIGH SCHOOL	1	7	22	20	90,9	3	19	16	84,2%
9121059	ITHUTENG COMMERCIAL HIGH SCHOOL	3	25	105	90	85,7	19	76	71	93,4%
9121063	KGAPHAMADI SCHOOL	2	55	110	99	90,0	45	80	74	92,5%
9121086	LOALANE SEC SCHOOL	1	23	59	58	98,3	22	69	67	97,1%
9121087	LOBANG HIGH SCHOOL	1	0	24	16	66,7	0	14	9	64,3%
9121107	MAMODIBO HIGH SCHOOL	2	22	84	81	96,4	18	106	103	97,2%
9121115	MATLAISANE SEC SCHOOL	3	60	134	84	62,7	44	47	45	95,7%
9121124	MMAKAUNYANA SEC SCHOOL	2	51	31	20	64,5	23	37	32	86,5%
9121128	MMANKALA TECH and COMM HIGH SCHOOL	3	15	66	62	93,9	14	79	75	94,9%
9121143	MOLEBATSI SEC SCHOOL	2	6	75	52	69,3	31	86	81	94,2%
9121144	MORATWE HIGH SCHOOL	1	8	20	17	85,0	2	12	9	75,0%
9121151	MOTSHEGOA HIGH SCHOOL	3	7	26	26	100,0	7	34	29	85,3%
9121153	MOTSWATEMENG HIGH SCHOOL	1	11	35	24	68,6	20	36	31	86,1%
9121156	NCHAUPE HIGH SCHOOL	3	37	69	56	81,2	32	37	33	89,2%
9121202	SEKITLA HIGH SCHOOL	3	50	44	34	77,3	44	52	51	98,1%
9121204	SEMPAPA SECONDARY SCHOOL	3	18	70	58	82,9	17	70	54	77,1%
9121221	THULARE HIGH SCHOOL	3	32	101	68	67,3	22	51	42	82,4%
9121241	UTSANE HIGH SCHOOL	3	15	50	43	86,0	22	52	49	94,2%
9121244	ZACHARIA MANKGATLENG SECONDARY	2	17	67	47	70,1	17	50	42	84,0%
9129012	ST ATHANASIUS ORTHODOX CHRISTIAN SC						0	16	15	93,8%
9132009	BATLENG HIGH SCHOOL	1	25	44	39	88,6	18	25	25	100,0%

Centre No	Centre Name	YEAR	2018				2019			
			No Progressed	Wrote	Achieved	%Achieved	No Progressed	Wrote	Achieved	%Achieved
9132021	GABONEWE SECONDARY SCHOOL	1	4	50	45	90,0	0	34	30	88,2%
9132023	GAOPOTLAKE SECONDARY SCHOOL	3	20	38	35	92,1	29	42	41	97,6%
9132024	GAOTIME SECONDARY SCHOOL	1	21	33	10	30,3	6	31	26	83,9%
9132030	HERMAN THEBE HIGH SCHOOL	3	16	71	48	67,6	22	38	38	100,0%
9132031	HOLY FAMILY COMBINED SCHOOL	4	1	87	71	81,6	7	75	63	84,0%
9132036	ITUMELENG SECONDARY SCHOOL	3	35	95	85	89,5	62	73	65	89,0%
9132038	J M NTSIME SCHOOL	4	39	200	123	61,5	6	175	143	81,7%
9132039	KALAFI HIGH SCHOOL	3	10	20	19	95,0	5	15	15	100,0%
9132043	TSHOMANKANE HIGH SCHOOL	1	4	22	13	59,1	1	22	17	77,3%
9132044	KGALATLOWE HIGH SCHOOL	2	25	87	75	86,2	6	106	86	81,1%
9132045	KGAMANYANE HIGH SCHOOL	2	28	55	40	72,7	0	14	14	100,0%
9132049	KGOSIBODIBA COMMERCIAL SEC SCHOOL	3	4	51	38	74,5	7	39	34	87,2%
9132058	KWENA TLASE SEC SCHOOL	1	8	44	38	86,4	17	82	55	67,1%
9132059	LANGA-LA-SEMBO HIGH SCHOOL	1	9	37	31	83,8	13	39	29	74,4%
9132061	LEROME SECONDARY SCHOOL	1	11	90	77	85,6	33	64	61	95,3%
9132073	MAKUKA MIDDLE SCHOOL	1	2	29	27	93,1	12	27	26	96,3%
9132074	MALEFO HIGH SCHOOL	1	30	91	82	90,1	24	90	87	96,7%
9132075	MANAMAKGOTHA HIGH SCHOOL	1	0	103	99	96,1	0	99	85	85,9%
9132096	MOCHUDI SECONDARY SCHOOL	2	17	39	16	41,0	29	40	35	87,5%
9132099	MODISE SECONDARY SCHOOL	2	8	14	11	78,6	1	19	19	100,0%
9132100	MOEFI HIGH SCHOOL	2	9	29	23	79,3	1	23	19	82,6%
9132108	MORARE SCHOOL	3	6	82	72	87,8	1	42	41	97,6%
9132110	MOTLHAPUTSENG SCHOOL	3	0	75	70	93,3	6	81	78	96,3%
9132114	MPHELA MIDDLE SCHOOL	1	5	10	4	40,0	4	16	11	68,8%
9132117	NKOBONG HIGH SCHOOL	3	1	30	22	73,3	8	39	35	89,7%
9132122	OLEFILE HIGH SCHOOL	2	9	34	30	88,2	7	33	33	100,0%
9132132	RAKOKO SEN SEC SCHOOL	3	18	121	108	89,3	1	81	80	98,8%
9132137	RAMOROKO SECONDARY SCHOOL	2	1	16	8	50,0	8	23	13	56,5%
9132138	RAMOTSHODI HIGH SCHOOL	3	19	32	25	78,1	15	29	20	69,0%
9132142	RAPHURELE HIGH SCHOOL	2	16	72	23	31,9	13	64	58	90,6%
9132147	REIPUSENG HIGH SCHOOL	3	0	46	40	87,0	8	53	48	90,6%
9132159	SEFUTSWELO HIGH SCHOOL	3	6	34	24	70,6	23	43	39	90,7%
9132163	SEMETSA SECONDARY SCHOOL	3	15	33	30	90,9	0	22	22	100,0%
9132166	SEWAGODIMO TECH AND COMM HIGH	1	9	35	35	100,0	12	40	40	100,0%

Centre No	Centre Name	YEAR	2018				2019			
			No Progressed	Wrote	Achieved	%Achieved	No Progressed	Wrote	Achieved	%Achieved
9132167	SHADRACK F ZIBI SEC SCHOOL	3	3	10	7	70,0	1	18	16	88,9%
9132169	ST ANNE`S HIGH SCHOOL	4	0	55	49	89,1	0	33	33	100,0%
9132175	THEBE-YA-TLHAJWA SECONDARY SCHOOL	1	5	66	60	90,9	11	53	45	84,9%
9132184	TSHAILE HIGH SCHOOL	3	8	32	27	84,4	1	34	33	97,1%
9132189	TSWAIDI HIGH SCHOOL	3	13	68	42	61,8	33	51	45	88,2%
9132236	SEDIBELO SECONDARY SCHOOL	3	16	107	100	93,5	10	68	67	98,5%
9132237	TIDIMANE SECONDARY SCHOOL	3	3	72	43	59,7	7	46	39	84,8%
9151007	SUNRISE VIEW SECONDARY SCHOOL	4	0	170	158	92,9	0	168	165	98,2%
9152002	BAFOKENG HIGH SCHOOL	4	57	123	102	82,9	39	99	94	94,9%
9152004	BAKWENA HIGH SCHOOL	2	29	62	60	96,8	9	82	78	95,1%
9152013	BERGSIG HIGH SCHOOL	5	0	177	176	99,4	0	170	170	100,0%
9152014	BOIKAGONG SECONDARY SCHOOL	3	3	185	130	70,3	70	120	103	85,8%
9152016	CHARORA HIGH SCHOOL	1	39	133	92	69,2	40	92	89	96,7%
9152026	GRENSWAG HIGH SCHOOL	4	2	185	143	77,3	2	139	117	84,2%
9152027	GRENVILLE HIGH SCHOOL	4	1	181	173	95,6	1	182	166	91,2%
9152028	H F TLOU HIGH SCHOOL	3	1	156	149	95,5	2	161	153	95,0%
9152029	H T S RUSTENBURG	4	3	69	52	75,4	7	100	87	87,0%
9152032	IKETLETSO SECONDARY SCHOOL	2	0	200	186	93,0	0	154	152	98,7%
9152050	KHAYALETHU SEC SCHOOL	1	14	86	60	69,8	11	73	55	75,3%
9152063	LEROTHODI HIGH SCHOOL	3	20	39	34	87,2	13	38	35	92,1%
9152064	LESELE SECONDARY SCHOOL	2	21	38	24	63,2	17	28	24	85,7%
9152065	KELEDI SECONDARY SCHOOL	3	11	123	90	73,2	50	70	59	84,3%
9152080	MARIKANA HIGH SCHOOL	1	25	107	91	85,0	26	87	82	94,3%
9152082	MATALE SECONDARY SCHOOL	3	0	76	67	88,2	15	42	27	64,3%
9152083	MATETENENE HIGH SCHOOL	2	0	66	50	75,8	20	95	65	68,4%
9152087	MATLHARE MOKAUTU HIGH SCHOOL	2	31	95	80	84,2	32	89	83	93,3%
9152089	MATSUKUBYANE SECONDARY SCHOOL	2	0	57	52	91,2	5	101	88	87,1%
9152092	MERIDIAN RUSTENBURG SECONDARY SCHOOL		11	59	53	89,8	0	69	64	92,8%
9152095	MMANAPE HIGH SCHOOL	3	6	85	78	91,8	17	100	94	94,0%
9152104	MOJAGEDI SECONDARY SCHOOL	1	4	30	24	80,0	14	30	27	90,0%
9152106	MOLOTLEGI SECONDARY SCHOOL	3	0	65	56	86,2	28	57	48	84,2%
9152116	NAAUWPOORT HIGH SCHOOL	1	0	30	21	70,0	1	36	35	97,2%
9152120	NURAL-IMAN-MUSLIM SCHOOL		0	15	13	86,7	0	16	13	81,3%
9152129	PRES MANGOPE TECH HIGH SCHOOL	4	2	260	253	97,3	3	239	239	100,0%

Centre No	Centre Name	YEAR	2018				2019			
			No Progressed	Wrote	Achieved	%Achieved	No Progressed	Wrote	Achieved	%Achieved
9152143	RAUWANE SEPENG SEN SEC SCHOOL	4	3	112	91	81,3	16	141	112	79,4%
9152148	RETHUSEGILE SEC SCHOOL	3	8	94	83	88,3	3	101	89	88,1%
9152153	RUSTENBURG HIGH SCHOOL	4	3	280	274	97,9	6	273	260	95,2%
9152154	RUSTENBURG OPVOEDKUNDIGE KOLLEGE		3	35	35	100,0	2	38	38	100,0%
9152155	THUTO-KITSO RUSTENBURG CORR SERVICE	3	0	10	10	100,0	0	15	13	86,7%
9152162	SEKETE IV HIGH SCHOOL	4	1	172	115	66,9	0	146	106	72,6%
9152177	THETHE HIGH SCHOOL	3	27	129	114	88,4	14	95	89	93,7%
9152180	TIRELONG SECONDARY SCHOOL	3	0	30	24	80,0	0	34	29	85,3%
9152182	TLHABANE TECH AND COMM HIGH SCHOOL	4	6	151	142	94,0	0	192	182	94,8%
9152187	TSHUKUDU HIGH SCHOOL	3	8	129	101	78,3	23	98	90	91,8%
9152191	ZINNIIVILLE SECONDARY	4	0	78	74	94,9	0	99	85	85,9%
9152193	FIELDS COLLEGE	4	0	85	85	100,0	0	107	107	100,0%
9152200	KELE COMBINED SCHOOL		2	36	34	94,4	0	19	19	100,0%
9152224	BOITEKONG SEC SCHOOL	3	36	302	226	74,8	34	286	223	78,0%
9152227	GEELHOUT PARK SECONDARY	4	22	123	82	66,7	21	121	97	80,2%
9152233	FREEDOM PARK SECONDARY SCHOOL	3	0	145	104	71,7	11	127	102	80,3%
9152235	MERITI SECONDARY SCHOOL	3	3	125	114	91,2	10	111	110	99,1%
9158037	NEW COVENANT ACADEMY		0	10	6	60,0	0	13	12	92,3%
9158039	KGATSHENG-THABISO SEC SCHOOL	3	0	194	173	89,2	42	156	120	76,9%
9159009	HARMONY CHRISTIAN SCHOOL						0	9	5	55,6%
9162056	KOSTER HIGH SCHOOL	3	0	39	37	94,9	0	39	37	94,9%
9162113	MPHE-BANA SECONDARY SCHOOL	2	20	138	107	77,5	19	161	142	88,2%
9162146	REEBONE SEC SCHOOL	2	35	81	69	85,2	23	95	84	88,4%
9162172	SWARTRUGGENS COMBINED	4	0	18	18	100,0	0	18	14	77,8%
9162218	MOEDWIL SECONDARY SCHOOL	1	10	44	31	70,5	21	58	36	62,1%
9205011	BOSKUIL COMBINED SCHOOL	1	3	12	9	75,0	1	9	9	100,0%
9205028	GATELAPELE SECONDARY SCHOOL	3	55	110	88	80,0	97	127	107	84,3%
9205060	LERUNTSE-LESEDI SEC SCHOOL	3	14	53	39	73,6	45	92	86	93,5%
9205081	NTLATSENG PUBLIC COMBINED SCHOOL	1	0	12	3	25,0	1	7	6	85,7%
9205106	REABONA SECONDARY SCHOOL	3	29	82	63	76,8	42	52	49	94,2%
9205131	TIRAGALO SECONDARY SCHOOL	3	77	48	43	89,6	30	55	49	89,1%
9205150	WOLMARANSSTAD HIGH SCHOOL	4	0	71	70	98,6	0	66	65	98,5%
9205182	MAITEMOGELO SEC SCHOOL	3	19	68	55	80,9	34	63	56	88,9%
9215003	ALABAMA SECONDARY	4	55	123	85	69,1	62	93	47	50,5%

Centre No	Centre Name	YEAR	2018				2019			
			No Progressed	Wrote	Achieved	%Achieved	No Progressed	Wrote	Achieved	%Achieved
9215004	AL-HUDA MUSLIM SCHOOL		0	14	14	100,0	0	16	16	100,0%
9215005	ARE-FADIMEHENG	3	45	174	120	69,0	48	119	93	78,2%
9215010	BORAKANELO SECONDARY SCHOOL	3	33	166	113	68,1	11	152	139	91,4%
9215014	CHRIS HANI SECONDARY SCHOOL	3	20	39	33	84,6	13	38	35	92,1%
9215016	COCEKANI HIGH SCHOOL	2	9	29	28	96,6	19	18	16	88,9%
9215019	DIRANG KA NATLA COMPREHENSIVE HIGH	3	26	52	30	57,7	31	52	40	76,9%
9215022	EDUCATORS HIGH SCHOOL		3	16	12	75,0	2	10	8	80,0%
9215026	GAENTHONE SECONDARY SCHOOL	3	27	50	41	82,0	37	40	36	90,0%
9215031	H T S KLERKSDORP	4	2	194	183	94,3	6	211	183	86,7%
9215042	KANANA SEC SCHOOL	2	50	103	65	63,1	39	56	52	92,9%
9215051	KLERKSDORP HIGH SCHOOL	5	2	132	131	99,2	1	167	165	98,8%
9215053	KLERKSDORP SECONDARY	4	0	45	28	62,2	0	55	45	81,8%
9215062	LETLHASEDI COMBINED SCHOOL	1	12	25	22	88,0	16	24	23	95,8%
9215068	MATLHALENG HIGH SCHOOL	2	22	78	51	65,4	61	96	76	79,2%
9215069	MATLOSANE SEN SEC SCHOOL	3	2	105	95	90,5	5	128	117	91,4%
9215071	MILNER HIGH SCHOOL	4	2	174	137	78,7	2	122	105	86,1%
9215072	MMOKENG SECONDARY SCHOOL	3	30	105	66	62,9	12	130	87	66,9%
9215073	MOFATLHOSI SECONDARY SCHOOL	3	37	56	42	75,0	21	41	38	92,7%
9215079	NKANG-MAHLALE SECONDARY SCHOOL	2	0	73	55	75,3	65	155	121	78,1%
9215086	ORKNEY HIGH SCHOOL	4	3	40	39	97,5	6	49	45	91,8%
9215090	PHAKELA COMBINED SCHOOL	1	14	16	12	75,0	21	14	14	100,0%
9215093	PINNACLE PRIM and SEC BOARDING SCHOOL		0	20	16	80,0	2	19	15	78,9%
9215110	SCHOONSPRUIT HIGH SCHOOL	4	6	139	138	99,3	5	133	120	90,2%
9215118	STILFONTEIN HIGH SCHOOL	4	13	77	62	80,5	6	64	55	85,9%
9215125	THUTO THEBE SECONDARY SCHOOL	3	90	55	23	41,8	21	32	23	71,9%
9215129	THUTO-TSEBO SECONDARY SCHOOL	2	29	67	61	91,0	67	60	58	96,7%
9215134	TSAMMA SECONDARY SCHOOL	3	0	54	52	96,3	20	60	54	90,0%
9215135	TSHEBEDISANO SECONDARY SCHOOL	3	29	135	112	83,0	78	148	105	70,9%
9215136	TSHEDIMOSETSO SECONDARY SCHOOL	3	36	95	66	69,5	67	64	58	90,6%
9215142	VAAL REEFS TECHNICAL HIGH SCHOOL	3	58	116	77	66,4	44	120	80	66,7%
9215146	VUYANIMAWETHU SECONDARY SCHOOL	3	37	96	62	64,6	21	77	63	81,8%
9215149	WESVALIA HIGH SCHOOL	5	0	122	122	100,0	0	153	153	100,0%
9215156	OVERVAAL PRIVAAT SKOOL		0	15	13	86,7	0	15	12	80,0%
9215169	NEW VISION SECONDARY SCHOOL	4	5	151	121	80,1	3	132	119	90,2%

Centre No	Centre Name	YEAR	2018				2019			
			No Progressed	Wrote	Achieved	%Achieved	No Progressed	Wrote	Achieved	%Achieved
9215184	ALABAMA COMBINED SCHOOL	2	2	64	37	57,8	3	66	36	54,5%
9225009	BOITSHOKO HIGH SCHOOL	1	16	64	43	67,2	51	125	88	70,4%
9225012	BOTOKA COMPREHENSIVE SCHOOL	3	8	210	175	83,3	0	114	106	93,0%
9225024	FERDINAND POSTMA	4	0	86	86	100,0	1	94	94	100,0%
9225032	H T S POTCHEFSTROOM	4	7	111	104	93,7	5	132	109	82,6%
9225034	HOER VOLKSKOOL	4	2	198	190	96,0	0	147	146	99,3%
9225092	PHIRI HIGH SCHOOL	3	55	49	36	73,5	58	59	55	93,2%
9225094	POELANO HIGH SCHOOL	3	0	52	45	86,5	23	60	41	68,3%
9225095	POTCHEFSTROOM BOYS HIGH	4	3	85	70	82,4	8	64	55	85,9%
9225098	POTCHEFSTROOM GIMNASIUM	4	0	191	191	100,0	0	154	154	100,0%
9225099	POTCHEFSTROOM GIRLS HIGH	4	0	103	103	100,0	0	74	74	100,0%
9225100	POTCHEFSTROOM SECONDARY	3	26	64	59	92,2	11	62	52	83,9%
9225104	PROMOSA SECONDARY SCHOOL	3	10	106	61	57,5	25	81	46	56,8%
9225107	REGOROGILE COMBINED SCHOOL	3	0	5	4	80,0	2	8	8	100,0%
9225108	RESOLOFETSE SECONDARY SCHOOL	4	17	48	29	60,4	22	46	42	91,3%
9225116	SEIPHAMELO SECONDARY SCHOOL	3	27	70	63	90,0	32	83	72	86,7%
9225126	THUTO-BOSWA SECONDARY SCHOOL	3	36	110	87	79,1	69	82	76	92,7%
9225133	TLOKWE SECONDARY SCHOOL	3	42	153	101	66,0	19	107	81	75,7%
9225144	VENTERSDORP HIGH SCHOOL	5	0	18	15	83,3	0	8	7	87,5%
9225183	B A SEOBI SECONDARY SCHOOL	3	9	199	194	97,5	11	144	142	98,6%
9313007	BATLHAPING HIGH SCHOOL	1	37	79	71	89,9	24	102	79	77,5%
9313011	BOGOSING HIGH SCHOOL	1	23	47	32	68,1	40	48	40	83,3%
9313012	SEKATE BOIJANE MAHURA SEC SCHOOL	1	39	34	22	64,7	27	44	38	86,4%
9313023	CHOSENG SECONDARY SCHOOL	1	24	25	21	84,0	26	21	20	95,2%
9313034	GABOBIDIWE HIGH SCHOOL	2	21	127	78	61,4	37	64	55	85,9%
9313054	JERRY MAHURA SECONDARY SCHOOL	2	27	73	63	86,3	30	35	34	97,1%
9313055	JOSEPH SAKU MIDDLE SCHOOL	1	1	51	45	88,2	12	32	32	100,0%
9313059	KEBINELANG SECONDARY SCHOOL	3	0	38	32	84,2	5	45	30	66,7%
9313064	SEABO HIGH SCHOOL	3	22	60	34	56,7	36	48	41	85,4%
9313070	KGOSIETSILE-LETHOLA MIDDLE SCHOOL	3	17	44	30	68,2	17	49	29	59,2%
9313085	LETLHOGILE SECONDARY SCHOOL	1	18	58	46	79,3	10	72	44	61,1%
9313087	LESHOBO SECONDARY SCHOOL	1	16	16	5	31,3	37	17	16	94,1%
9313091	MAATLA HIGH SCHOOL	1	16	103	75	72,8	21	89	76	85,4%
9313094	MAJENG SEC SCHOOL	2	26	38	36	94,7	21	27	26	96,3%

Centre No	Centre Name	YEAR	2018				2019			
			No Progressed	Wrote	Achieved	%Achieved	No Progressed	Wrote	Achieved	%Achieved
9313099	MANKUROANE TECH AND COMM H/S	1	9	42	36	85,7	28	55	48	87,3%
9313102	MARUBISING SECONDARY SCHOOL	2	30	26	13	50,0	9	32	24	75,0%
9313115	MOKGARENG HIGH SCHOOL	2	57	13	9	69,2	18	8	7	87,5%
9313125	MOTHELESI SECONDARY SCHOOL	2	0	21	20	95,2	3	22	21	95,5%
9313126	MOTSEMME SECONDARY SCHOOL	2	8	55	14	25,5	22	11	9	81,8%
9313134	P H MOEKETSI AGRIC HIGH SCHOOL	3	0	45	40	88,9	0	52	49	94,2%
9313145	PINAGARE HIGH SCHOOL	3	15	76	76	100,0	17	86	82	95,3%
9313148	PUDUMONG SEC SCHOOL	3	19	74	46	62,2	52	86	58	67,4%
9313157	REEMEKATHATA SECONDARY SCHOOL	3	8	28	9	32,1	12	30	14	46,7%
9313162	REIVILO COMBINED PUBLIC SCHOOL	3	5	38	23	60,5	3	36	21	58,3%
9313163	REIVILO HIGH SCHOOL	3	20	29	21	72,4	8	23	18	78,3%
9313175	SEOLESENG SECONDARY SCHOOL	1	6	19	8	42,1	4	15	10	66,7%
9313178	ST PAUL`S HIGH SCHOOL	3	76	89	67	75,3	20	36	31	86,1%
9313183	THABASIKWA SECONDARY SCHOOL	3	11	14	13	92,9	7	12	11	91,7%
9313184	THAKUNG SECONDARY SCHOOL	3	26	37	19	51,4	20	30	24	80,0%
9313185	THAPAMA HIGH SCHOOL	1	36	50	26	52,0	41	25	22	88,0%
9313187	THATE MOLATLHWA SEC SCHOOL	3	0	31	25	80,6	9	18	18	100,0%
9313191	THUSOETSILE MIDDLE SCHOOL	1	26	49	34	69,4	35	35	29	82,9%
9313201	TOTONYANE SECONDARY SCHOOL	1	3	29	21	72,4	3	29	24	82,8%
9313203	TSELAATHUTO SECONDARY SCHOOL	2	14	23	10	43,5	14	27	21	77,8%
9313219	WALTER LETSIE SECONDARY SCHOOL	2	40	46	14	30,4	43	43	32	74,4%
9313231	MAMMUTLA SECONDARY SCHOOL	3	9	20	17	85,0	17	26	26	100,0%
9323018	BORE SECONDARY SCHOOL	2	40	79	57	72,2	13	69	43	62,3%
9323022	BRAY INTERMEDIATE SCHOOL	1	6	20	15	75,0	3	19	19	100,0%
9323032	DITEHO SECONDARY SCHOOL	1	10	38	38	100,0	6	39	36	92,3%
9323045	HUHUDI HIGH SCHOOL	2	29	48	48	100,0	5	22	5	22,7%
9323053	ITSHOLETSENG SECONDARY SCHOOL	1	5	20	8	40,0	7	8	7	87,5%
9323068	KGONONYANE HIGH SCHOOL	1	35	73	61	83,6	28	57	54	94,7%
9323072	KGOSITHEBE COMBINED SCHOOL	1	4	21	9	42,9	5	22	5	22,7%
9323076	KITLANANG SECONDARY SCHOOL	1	10	14	12	85,7	3	11	11	100,0%
9323111	MODISE KANONO SECONDARY SCHOOL	2	6	14	3	21,4	2	11	8	72,7%
9323117	MONCHUSI SECONDARY SCHOOL	2	35	74	65	87,8	32	45	40	88,9%
9323120	MORERI SECONDARY SCHOOL	1	10	26	25	96,2	12	48	46	95,8%
9323131	OGODISENG SECONDARY SCHOOL	2	61	65	41	63,1	38	30	24	80,0%

Centre No	Centre Name	YEAR	2018				2019			
			No Progressed	Wrote	Achieved	%Achieved	No Progressed	Wrote	Achieved	%Achieved
9323143	PICA PAU HIGH SCHOOL	1	3	21	11	52,4	1	29	12	41,4%
9323146	PITSO LETLHOGILE MIDDLE SCHOOL	1	10	50	24	48,0	5	46	35	76,1%
9323150	RADITSHANE SECONDARY SCHOOL	2	2	24	1	4,2	14	16	11	68,8%
9323161	REITSHOKILE INTERMEDIATE SCHOOL	1	4	14	13	92,9	4	10	10	100,0%
9323171	SEBETWANE SECONDARY SCHOOL	1	47	84	46	54,8	19	41	36	87,8%
9323176	SETSWAKGOSING HIGH SCHOOL	2	20	61	50	82,0	13	82	80	97,6%
9323181	TASMAN SECONDARY SCHOOL	2	8	23	19	82,6	18	24	19	79,2%
9323190	THUSO THEBE HIGH SCHOOL	1	7	112	74	66,1	34	62	58	93,5%
9323198	TLOTLANG-THUTO MIDDLE SCHOOL	1	6	8	8	100,0	9	11	11	100,0%
9323199	TONG COMPREHENSIVE SECONDARY SCHOOL	2	29	76	61	80,3	22	88	86	97,7%
9323232	TSHIPIETSILE SECONDARY SCHOOL	2	11	24	23	95,8	17	24	23	95,8%
9333017	BOPAGANANG PUBLIC SCHOOL	3	56	74	52	70,3	59	71	57	80,3%
9333025	COLINDA SECONDARY	3	38	56	26	46,4	32	41	31	75,6%
9333075	KISMET SECONDARY	4	0	26	26	100,0	0	34	31	91,2%
9333149	PULE LEEUW COMPREHENSIVE SEC SCHOOL	3	32	38	33	86,8	36	38	36	94,7%
9333180	STELLA HIGH SCHOOL	4	1	30	30	100,0	0	20	19	95,0%
9333195	TIGER KLOOF COMBINED SCHOOL	4	0	83	80	96,4	5	86	81	94,2%
9333217	VRYBURG HIGH SCHOOL	4	1	103	98	95,1	1	100	97	97,0%
9333233	JOHN FRYLINCK SECONDARY SCHOOL	1	25	49	29	59,2	52	39	31	79,5%
9333235	REKGARATLHILE SECONDARY SCHOOL	3	9	32	29	90,6	25	35	34	97,1%
9345038	IPELEGENG HIGH SCHOOL	3	26	74	58	78,4	42	72	61	84,7%
9345039	ITSHUPENG SECONDARY SCHOOL	3	122	152	82	53,9	113	93	79	84,9%
9345084	OBANG SECONDARY SCHOOL	3	28	44	33	75,0	63	42	33	78,6%
9345111	SCHWEIZER RENEKE HIGH SCHOOL	4	0	63	57	90,5	1	65	54	83,1%
9345155	MAMPHO SECONDARY SCHOOL	1	22	72	51	70,8	27	45	39	86,7%
9345162	REABETSWE SECONDARY SCHOOL	3	36	114	96	84,2	10	122	110	90,2%
9353234	CHRISTIANA SCHOOL FOR THE BLIND		1	6	6	100,0	0	9	9	100,0%
9355008	BLOEMHOF COMBINED	4	1	47	36	76,6	0	43	31	72,1%
9355015	CHRISTIANA COMBINED	4	0	24	21	87,5	1	35	35	100,0%
9355027	GAOPALELWE SECONDARY SCHOOL	2	43	93	78	83,9	46	98	67	68,4%
9355056	KROMELLENBOOG COMBINED SCHOOL	1	10	24	10	41,7	1	36	23	63,9%
9355059	LE-RONA SCHOOL	3	24	68	52	76,5	19	45	36	80,0%
9355128	THUTO-LORE PUBLIC SEC SCHOOL	3	3	77	67	87,0	31	78	67	85,9%
9355143	VAALOEWER SECONDARY SCHOOL	3	3	14	11	78,6	20	15	6	40,0%

Centre No	Centre Name	YEAR	2018				2019			
			No Progressed	Wrote	Achieved	%Achieved	No Progressed	Wrote	Achieved	%Achieved
9414001	AG MALEBE SEC SCHOOL						1	33	27	81,8%
9414005	BAITSHOKI SENIOR SECONDARY SCHOOL	1	46	92	71	77,2	47	84	62	73,8%
9414016	BETHEL HIGH SCHOOL	4	1	97	82	84,5	2	91	79	86,8%
9414018	BODIBE SECONDARY SCHOOL	1	25	44	31	70,5	7	35	33	94,3%
9414026	BOPHIRIMA SECONDARY SCHOOL	1	12	62	51	82,3	21	92	65	70,7%
9414033	COLIGNY HIGH SCHOOL	4	2	67	55	82,1	5	61	50	82,0%
9414039	F M RAMABOEA TECHN AND COMM HIGH SCHO	1	42	89	38	42,7	32	47	33	70,2%
9414044	GABORONE SECONDARY SCHOOL	1	7	12	11	91,7	4	15	10	66,7%
9414047	GAETSHO HIGH SCHOOL	1	57	187	156	83,4	123	165	130	78,8%
9414063	J M LEKGETHA COMMERCIAL HIGH	1	26	81	57	70,4	70	104	72	69,2%
9414071	KGOKE LESABE PUBLIC SCHOOL	1	28	26	19	73,1	40	27	26	96,3%
9414077	KOPANELO COMBINED SCHOOL	1	2	10	9	90,0	3	31	28	90,3%
9414095	LICHTENBURG HIGH SCHOOL	5	2	218	210	96,3	1	160	155	96,9%
9414140	MORE SEC SCHOOL	1	44	50	37	74,0	31	46	32	69,6%
9414188	REGOLOTSWE HIGH SCHOOL	3	13	56	44	78,6	20	45	33	73,3%
9414219	TAU-RAPULANA HIGH SCHOOL	1	30	59	41	69,5	63	99	67	67,7%
9414248	TSWELELOPELE HIGH SCHOOL	3	4	63	50	79,4	21	56	42	75,0%
9414475	REBONEILWE SECONDARY SCHOOL	3	76	76	63	82,9	28	54	49	90,7%
9419011	LICHTENBURG ENGLISH SEC SCHOOL						0	35	25	71,4%
9424010	BAROLONG HIGH SCHOOL	2	48	99	84	84,8	62	124	116	93,5%
9424013	BATLOUNG JUNIOR SECONDARY SCHOOL	1	45	104	70	67,3	41	62	53	85,5%
9424015	BATSWANA HIGH COMMERCIAL SCHOOL	4	46	139	126	90,6	25	154	139	90,3%
9424022	BOITSEANAPE TECH and COMM SCHOOL	4	41	157	132	84,1	34	66	65	98,5%
9424023	BOITSHOKO SECONDARY SCHOOL	1	16	30	23	76,7	15	57	49	86,0%
9424034	DANVILLE SECONDARY	4	47	62	23	37,1	14	27	23	85,2%
9424068	KEBALEPILE JUN SEC SCHOOL	4	121	112	90	80,4	50	105	98	93,3%
9424069	KEBONANG SECONDARY SCHOOL	4	35	81	65	80,2	43	63	57	90,5%
9424080	LAPOLOGANG SEN SEC SCHOOL	3	24	106	64	60,4	28	73	57	78,1%
9424089	LETEANE HIGH SCHOOL	3	88	119	64	53,8	39	48	43	89,6%
9424090	LETSATSING HIGH SCHOOL	4	8	49	48	98,0	3	39	34	87,2%
9424099	MAANO SECONDARY SCHOOL	2	13	24	16	66,7	5	30	21	70,0%
9424100	MADIBA HIGH SCHOOL	1	0	12	12	100,0	5	15	15	100,0%
9424102	MAFIKENG HIGH SCHOOL	4	0	93	74	79,6	0	89	70	78,7%
9424115	MASELWANYANE HIGH SCHOOL	1	29	39	34	87,2	16	24	23	95,8%

Centre No	Centre Name	YEAR	2018				2019			
			No Progressed	Wrote	Achieved	%Achieved	No Progressed	Wrote	Achieved	%Achieved
9424120	MMABATHO HIGH SCHOOL	4	13	150	140	93,3	6	167	157	94,0%
9424129	MOCOCE HIGH SCHOOL	2	52	38	36	94,7	9	45	44	97,8%
9424144	MOSIKARE SECONDARY SCHOOL	1	58	110	79	71,8	30	86	78	90,7%
9424150	MOTUBA HIGH SCHOOL	1	24	35	29	82,9	39	23	22	95,7%
9424171	R A KOBUE HIGH SCHOOL	1	43	105	64	61,0	47	45	39	86,7%
9424175	RAMAINE HIGH SCHOOL	3	66	40	33	82,5	53	56	49	87,5%
9424186	REDIBONE SECONDARY SCHOOL	4	16	67	67	100,0	35	102	94	92,2%
9424196	S C KGOBOKOE HIGH SCHOOL	2	36	33	30	90,9	27	29	26	89,7%
9424205	SEJANKABO HIGH SCHOOL	2	27	47	43	91,5	18	41	34	82,9%
9424208	SELEJE SECONDARY SCHOOL	1	22	32	30	93,8	22	26	25	96,2%
9424211	SETLOPO SCIENCE and COMM SCHOOL	2	46	90	71	78,9	5	87	49	56,3%
9424212	SETUMO HIGH SCHOOL	2	57	76	72	94,7	67	46	42	91,3%
9424216	SOL PLAATJE SECONDARY SCHOOL	4	1	141	125	88,7	4	111	99	89,2%
9424218	ST MARY'S SEC SCHOOL	4	18	81	79	97,5	15	50	49	98,0%
9424221	TETLANO SECONDARY SCHOOL	3	24	44	32	72,7	14	29	29	100,0%
9424229	TIEGO TAWANA SECONDARY SCHOOL	2	6	69	45	65,2	3	39	32	82,1%
9424250	Z M SEATLHOLO HIGH SCHOOL	2	14	39	32	82,1	37	38	32	84,2%
9424254	TLAMELANG SPECIAL SCHOOL		1	10	6	60,0	6	11	4	36,4%
9424259	ONKGOPOTSE TIRO COMP SCHOOL	1	1	40	36	90,0	4	27	26	96,3%
9424261	LIVING FAITH COMBINED SCHOOL		0	11	11	100,0	0	17	17	100,0%
9424277	GOLF VIEW PARK HIGH SCHOOL	4	15	116	97	83,6	15	106	90	84,9%
9424280	CURRO ACADEMY MAHIKENG		0	51	46	90,2	5	65	64	98,5%
9424476	MOLELWANE SECONDARY SCHOOL	3	34	126	76	60,3	48	111	74	66,7%
9434021	BOITHAOPO HIGH SCHOOL	3	7	111	97	87,4	67	98	88	89,8%
9434043	G S PHOI HIGH SCHOOL	1	23	52	32	61,5	35	36	18	50,0%
9434057	IKOPANYENG SECONDARY SCHOOL	1	4	93	81	87,1	71	70	63	90,0%
9434064	JAN MASIBI SECONDARY SCHOOL	1	23	46	40	87,0	30	45	40	88,9%
9434066	KAGISO BAROLONG HIGH SCHOOL	2	13	72	65	90,3	15	37	31	83,8%
9434073	KGOSI SHOPE SECONDARY SCHOOL	1	12	33	24	72,7	11	49	37	75,5%
9434074	KHUMOSEJO SECONDARY SCHOOL	2	0	15	15	100,0	31	35	25	71,4%
9434101	MADIBOGO HIGH SCHOOL	2	40	64	55	85,9	94	72	64	88,9%
9434127	MMOLEDI HIGH SCHOOL	2	30	28	22	78,6	17	39	28	71,8%
9434130	MOGAKOLODI-MASIBI COMPR SCHOOL	1	6	43	35	81,4	8	38	35	92,1%
9434146	MOTHIBINYANE HIGH SCHOOL	2	21	21	18	85,7	12	22	21	95,5%

Centre No	Centre Name	YEAR	2018				2019			
			No Progressed	Wrote	Achieved	%Achieved	No Progressed	Wrote	Achieved	%Achieved
9434159	NTSHIDI SECONDARY SCHOOL	1	8	39	34	87,2	11	25	25	100,0%
9434161	OBUSITSE SECONDARY SCHOOL	3	0	27	13	48,1	11	29	27	93,1%
9434162	ONKABETSE-THUTO TECHNICAL and COMM	3	21	37	23	62,2	17	32	25	78,1%
9434210	SETILO SECONDARY SCHOOL	3	56	63	53	84,1	36	47	41	87,2%
9434249	UTLWANANG-BAROLONG SECONDARY SCHOOL	2	51	59	47	79,7	28	46	39	84,8%
9439010	MOTHUSI MARUMOLOA SEC SCHOOL						2	32	13	40,6%
9444054	IKAGELENG HIGH SCHOOL	1	38	64	45	70,3	45	61	41	67,2%
9444065	JANGJO SECONDARY SCHOOL	2	9	43	29	67,4	19	36	34	94,4%
9444079	KUTLWANO COMBINED SCHOOL	1	13	6	3	50,0	8	8	8	100,0%
9444108	NIETVERDIEND COMBINED SCHOOL	1	0	13	13	100,0	3	20	13	65,0%
9444112	MARUPULA SECONDARY SCHOOL	1	5	20	17	85,0	10	28	27	96,4%
9444117	MATTHEWS MANGOPE HIGH SCHOOL	1	11	14	14	100,0	1	26	26	100,0%
9444123	MMAJANE SEC SCHOOL	2	22	73	64	87,7	24	40	34	85,0%
9444124	MMAKGAJE SECONDARY SCHOOL	2	12	21	16	76,2	5	25	24	96,0%
9444135	MOKGAKALA HIGH SCHOOL	2	10	84	66	78,6	26	70	61	87,1%
9444136	MOKGOJWA INTERMEDIATE SCHOOL	2	10	20	20	100,0	12	24	24	100,0%
9444142	MOSEKAPHOFU SECONDARY SCHOOL	1	17	25	25	100,0	22	36	35	97,2%
9444148	MOTSAALORE SECONDARY SCHOOL	1	10	57	44	77,2	13	70	47	67,1%
9444149	MOTSWEDI HIGH SCHOOL	3	49	187	167	89,3	21	162	143	88,3%
9444152	MPOLOKANG HIGH SCHOOL	1	17	66	44	66,7	16	62	53	85,5%
9444153	N R MANDELA COMM SEC SCHOOL	2	69	31	26	83,9	40	34	27	79,4%
9444154	NGOTWANA SEC SCHOOL	3	11	30	28	93,3	24	46	42	91,3%
9444157	NTEBOGANG SECONDARY SCHOOL	3	45	36	32	88,9	10	30	22	73,3%
9444158	NTLATSANG SECONDARY SCHOOL	3	0	9	8	88,9	1	18	15	83,3%
9444165	PHAKEDI HIGH SCHOOL	3	13	53	44	83,0	4	72	55	76,4%
9444166	PHATLHOSO HIGH SCHOOL	3	1	8	8	100,0	0	12	12	100,0%
9444177	RAMATU HIGH SCHOOL	3	25	134	111	82,8	12	99	86	86,9%
9444179	RAMOTSHERE HIGH SCHOOL	3	52	158	147	93,0	33	193	172	89,1%
9444183	REARABILWE SECONDARY SCHOOL	1	68	88	65	73,9	47	82	65	79,3%
9444198	SAKALENGWE HIGH SCHOOL	3	1	11	11	100,0	4	7	5	71,4%
9444227	THUTO-KE-MATLA SECONDARY SCHOOL	3	7	22	14	63,6	17	16	13	81,3%
9444235	TLHAOLE HIGH SCHOOL	3	26	66	36	54,5	22	39	31	79,5%
9444251	ZEERUST HIGH SCHOOL	5	0	97	91	93,8	3	107	95	88,8%
9444278	ZEERUST COMBINED SCHOOL	4	7	63	53	84,1	10	61	49	80,3%

Centre No	Centre Name	YEAR	2018				2019			
			No Progressed	Wrote	Achieved	%Achieved	No Progressed	Wrote	Achieved	%Achieved
9454004	BADIBANA HIGH SCHOOL	2	37	51	23	45,1	33	29	27	93,1%
9454006	BAKOLOBENG JUNIOR SECONDARY SCHOOL	2	71	34	33	97,1	34	29	26	89,7%
9454030	BOSCHPOORT COMBINED SCHOOL	1	26	29	14	48,3	11	19	16	84,2%
9454048	GA-KHUNWANA HIGH SCHOOL	3	48	83	46	55,4	48	48	46	95,8%
9454051	GEYSDORP SECONDARY SCHOOL	1	58	63	51	81,0	17	61	51	83,6%
9454053	GOTHATA SECONDARY SCHOOL	1	7	59	44	74,6	34	28	24	85,7%
9454070	KEJAKILE SECONDARY SCHOOL						2	8	5	62,5%
9454086	LERETLETSE-LESEDI SEC SCHOOL	1	30	49	37	75,5	20	46	28	60,9%
9454088	LERUNTSE-LESEDI HIGH SCHOOL	1	15	34	33	97,1	43	49	47	95,9%
9454107	MAMORATWA MIDDLE F A	1	15	41	32	78,0	3	39	32	82,1%
9454131	ITLOTLENG MOGAWANE SECONDARY SCHOOL	2	19	7	6	85,7	16	12	10	83,3%
9454156	NOTO HIGH SCHOOL	1	49	37	32	86,5	52	57	44	77,2%
9454164	LODIRILE-TSWAING HIGH SCHOOL	1	23	51	46	90,2	45	45	43	95,6%
9454167	PHATSIMA SEC SCHOOL	3	34	23	21	91,3	39	51	48	94,1%
9454174	RAKGWEDI-BOKANG HIGH SCHOOL	2	39	35	35	100,0	46	42	42	100,0%
9454178	RAMOKONYANE SECONDARY SCHOOL	1	2	6	6	100,0	2	23	22	95,7%
9454181	REALEKA SECONDARY SCHOOL	2	45	91	75	82,4	51	109	77	70,6%
9454200	SANNIESHOF HIGH SCHOOL	4	0	41	41	100,0	0	31	31	100,0%
9454237	TLHOAFALO SECONDARY SCHOOL	2	28	68	56	82,4	35	66	57	86,4%
9454279	KOPANELO SECONDARY SCHOOL	3	22	30	25	83,3	16	35	27	77,1%
9454464	TIRISANO SECONDARY SCHOOL	2	49	58	45	77,6	39	66	51	77,3%

Candidates who were in special CAMPS due to community protest and gangsterism

DR KK CANDIDATES				DR RSM CANDIDATES				BOJANALA CANDIDATES			
Itereleng Adult Centre	Number Learners	2019 Performance	2018 Performance	Schweizer Reneke and Louna Camps	Number Learners	2019 Performance	2018 Performance	Rustenburg Educational College	Number Learners	2019 Performance	2018 Performance
Camelot											
Milner											
Matlosana Secondary	129	91,4	90,5	Gaopalelwe Sec	141	68,4	83,9	Tireleng Secondary	34	85,3	80
Tsamma Secondary	77	90,0	96,3	Thutolore Secondary	102	85,9	87,0				
Nkang-Mahlale Secondary	217	78,1	75,3	Vaaloewer Combined	31	40,0	78,4				
New Vision Secondary	134	90,2	80,1								
Tshedimoseiso Secondary	119	90,6	69,5								
Tshebedisano Secondary	229	71,0	83,0								
Mmokeng Secondary	143	66,9	62,9								
Matthaleng Secondary	157	79,2	65,4								
Kanana Secondary	83	92,9	63,1								
Vaal Reefs Technical High	162	66,7	66,4								
Vuyani Mawethu Seco	100	81,8	65,4								
Dirang Ka Natla Compr	80	76,9	57,7								
Thuto Thebe Secondary	52	71,9	41,8								
Are Fadimeheng Sec	166	78,2	69,0								
Borakanelo Secondary	163	91,5	68,1								
Milner H/S		86,1	78,7								
Cocekani Technical H/S	36	88,9	96,6								
Prestige H/S	70	54,6	57,8								
Chris Hani Secondary	45	92,1	84,6								
TOTAL	2 162	81,0	72,2		315	64,8	83,1		34		

Independent Schools

District	Sub District	Centre	Progre ssed	Ente red	Wrote	Bach elor	Diplo ma	H- Cert	NSC	Total Achieved	Pass %
BOJANALA	MADIBENG	ACADAMY FOR CHRISTIAN EDUCATION	0	33	31	19	10	2	0	31	100,00%
DR. K. KAUNDA	MATLOSANA	AL-HUDA MUSLIM SCHOOL	0	16	16	16	0	0	0	16	100,00%
BOJANALA	RUSTENBURG	KELE COMBINED SCHOOL	0	20	19	5	11	3	0	19	100,00%
NGAKA M. MOLEMA	MAHIKENG	LIVING FAITH COMBINED SCHOOL	0	17	17	7	8	2	0	17	100,00%
BOJANALA	RUSTENBURG	RUSTENBURG OPVOEDKUNDIGE KOLLEGE	2	42	38	32	6	0	0	38	100,00%
NGAKA M. MOLEMA	MAHIKENG	CURRO ACADEMY MAHIKENG	5	68	65	37	22	5	0	64	98,46%
BOJANALA	MORETELE	ST ATHANASIUS ORTHODOX CHRISTIAN	0	16	16	4	8	3	0	15	93,75%
BOJANALA	RUSTENBURG	MERIDIAN RTB SECONDARY SCHOOL	0	69	69	28	20	16	0	64	92,75%
BOJANALA	RUSTENBURG	NEW COVENANT ACADEMY	0	13	13	3	9	0	0	12	92,31%
BOJANALA	MADIBENG	EAGLE CHRISTIAN COLLEGE	4	51	49	8	21	15	0	44	89,80%
BOJANALA	MADIBENG	LIGHTHOUSE CHRISTIAN COLLEGE	0	28	27	12	10	2	0	24	88,89%
BOJANALA	MADIBENG	RABBONI CHRISTIAN SCHOOL	2	37	34	11	13	4	0	28	82,35%
BOJANALA	RUSTENBURG	NURAL-IMAN-MUSLIM SCHOOL	0	16	16	11	2	0	0	13	81,25%
DR. K. KAUNDA	MATLOSANA	EDUCATORS HIGH SCHOOL	2	11	10	2	2	4	0	8	80,00%
BOJANALA	MADIBENG	HAMAKOM PRIVAATSKOOL	0	10	10	4	2	2	0	8	80,00%
DR. K. KAUNDA	MATLOSANA	OVERVAAL PRIVAAT SKOOL	0	15	15	4	7	1	0	12	80,00%
DR. K. KAUNDA	MATLOSANA	PINNACLE SEC SCHOOL	2	19	19	8	6	1	0	15	78,95%
BOJANALA	RUSTENBURG	HARMONY CHRISTIAN SCHOOL	0	9	9	0	1	4	0	5	55,56%

Schools with a 100% Pass Rate

Schools with 100% Pass Rate								
District no	District	SD no	Sub District	Centre	Entered	Wrote	Total Achieved	Pass %
1	BOJANALA	15	RUSTENBURG	PRES MANGOPE TECH HIGH SCHOOL	239	239	239	100,00%
1	BOJANALA	15	RUSTENBURG	BERGSIG HIGH SCHOOL	171	170	170	100,00%
2	DR. K. KAUNDA	22	JB MARKS	POTCH GIMNASIUM	154	154	154	100,00%
2	DR. K. KAUNDA	21	MATLOSANA	WESVALIA HIGH SCHOOL	153	153	153	100,00%
1	BOJANALA	15	RUSTENBURG	FIELDS COLLEGE	107	107	107	100,00%
2	DR. K. KAUNDA	22	JB MARKS	FERDINAND POSTMA	95	94	94	100,00%
3	DR. R.S. MOMPATI	32	KAGISANO MOLOPO	HUHUDI HIGH SCHOOL	107	84	84	100,00%
2	DR. K. KAUNDA	22	JB MARKS	POTCH GIRLS HIGH	74	74	74	100,00%
1	BOJANALA	11	MADIBENG	NTOLO SCHOOL	67	50	50	100,00%
1	BOJANALA	11	MADIBENG	ST TERESA HIGH SCHOOL	52	44	44	100,00%
4	NGAKA M. MOLEMA	45	TSWAING	RAKGWEDI-BOKANG HIGH SCHOOL	70	42	42	100,00%
1	BOJANALA	13	MOSES KOTANE	SEWAGODIMO TECH AND COMM HIGH	42	40	40	100,00%
1	BOJANALA	13	MOSES KOTANE	HERMAN THEBE HIGH SCHOOL	57	38	38	100,00%
1	BOJANALA	15	RUSTENBURG	RUSTENBURG OPVOEDKUNDIGE KOLLEGE	42	38	38	100,00%
3	DR. R.S. MOMPATI	35	LEKWA-TEEMANE	CHRISTIANA COMBINED	37	35	35	100,00%
1	BOJANALA	13	MOSES KOTANE	OLEFILE HIGH SCHOOL	33	33	33	100,00%
1	BOJANALA	13	MOSES KOTANE	ST ANNE'S HIGH SCHOOL	33	33	33	100,00%
3	DR. R.S. MOMPATI	31	GREATER TAUNG	JOSEPH SAKU MIDDLE SCHOOL	38	32	32	100,00%
1	BOJANALA	11	MADIBENG	ACADAMY FOR CHRISTIAN EDUCATION	33	31	31	100,00%
4	NGAKA M. MOLEMA	45	TSWAING	SANNIESHOF HIGH SCHOOL	31	31	31	100,00%
4	NGAKA M. MOLEMA	42	MAHIKENG	TETLANO SCHOOL	38	29	29	100,00%
3	DR. R.S. MOMPATI	31	GREATER TAUNG	MAMMUTLA SCHOOL	40	26	26	100,00%
4	NGAKA M. MOLEMA	44	RAMOTSHERE MOILOA	MATTHEWS MANGOPE HIGH SCHOOL	26	26	26	100,00%
1	BOJANALA	13	MOSES KOTANE	BATLENG HIGH SCHOOL	42	25	25	100,00%
4	NGAKA M. MOLEMA	43	RATLOU	NTSHIDI SCHOOL	29	25	25	100,00%
4	NGAKA M. MOLEMA	44	RAMOTSHERE MOILOA	MOKGOJWA INTERMEDIATE SCHOOL	29	24	24	100,00%
1	BOJANALA	13	MOSES KOTANE	SEMETSA SCHOOL	22	22	22	100,00%
1	BOJANALA	13	MOSES KOTANE	MODISE SCHOOL	19	19	19	100,00%
1	BOJANALA	15	RUSTENBURG	KELE COMBINED SCHOOL	20	19	19	100,00%
3	DR. R.S. MOMPATI	32	KAGISANO MOLOPO	BRAY INTERMEDIATE SCHOOL	22	19	19	100,00%
3	DR. R.S. MOMPATI	31	GREATER TAUNG	THATE MOLATLHWA SCHOOL	26	18	18	100,00%
4	NGAKA M. MOLEMA	42	MAHIKENG	LIVING FAITH COMBINED SCHOOL	17	17	17	100,00%
1	BOJANALA	11	MADIBENG	MACHADAM COMBINED SCHOOL	19	16	16	100,00%
2	DR. K. KAUNDA	21	MATLOSANA	AL-HUDA MUSLIM SCHOOL	16	16	16	100,00%
1	BOJANALA	13	MOSES KOTANE	KALAFI HIGH SCHOOL	20	15	15	100,00%
4	NGAKA M. MOLEMA	42	MAHIKENG	MADIBA HIGH SCHOOL	17	15	15	100,00%
1	BOJANALA	13	MOSES KOTANE	KGAMANYANE HIGH SCHOOL	15	14	14	100,00%
2	DR. K. KAUNDA	21	MATLOSANA	PHAKELA COMBINED SCHOOL	26	14	14	100,00%
4	NGAKA M. MOLEMA	44	RAMOTSHERE MOILOA	PHATLHOSO HIGH SCHOOL	12	12	12	100,00%
3	DR. R.S. MOMPATI	32	KAGISANO MOLOPO	KITLANANG SCHOOL	14	11	11	100,00%
3	DR. R.S. MOMPATI	32	KAGISANO MOLOPO	TLOTLANG-THUTO MIDDLE SCHOOL	20	11	11	100,00%
3	DR. R.S. MOMPATI	32	KAGISANO MOLOPO	REITSHOKILE INTERMEDIATE SCHOOL	13	10	10	100,00%
1	BOJANALA	11	MADIBENG	MEERHOF SCHOOL	9	9	9	100,00%
2	DR. K. KAUNDA	20	MAQUASSI HILLS	BOSKUIL COMBINED SCHOOL	9	9	9	100,00%
3	DR. R.S. MOMPATI	35	LEKWA-TEEMANE	CHRISTIANA SCHOOL FOR THE BLIND	9	9	9	100,00%
2	DR. K. KAUNDA	22	JB MARKS	REGOROGILE COMBINED SCHOOL	10	8	8	100,00%
4	NGAKA M. MOLEMA	44	RAMOTSHERE MOILOA	KUTLWANO COMBINED SCHOOL	14	8	8	100,00%
1	BOJANALA	11	MADIBENG	PUO-PHA SCHOOL	4	4	4	100,00%

Schools 80% to 99,99% Pass Rate

Schools 80% to 99,99% Pass Rate								
District No	District	SD no	Sub District	Centre	Entered	Wrote	Total Achieved	Pass %
2	DR. K. KAUNDA	22	JB MARKS	HOËR VOLKSKOOL	148	147	146	99,32%
1	BOJANALA	15	RUSTENBURG	MERITI SEC SCHOOL	120	111	110	99,10%
1	BOJANALA	11	MADIBENG	MADIBA-A-TOLOANE HIGH SCHOOL	128	106	105	99,06%
2	DR. K. KAUNDA	21	MATLOSANA	KLERKSDORP HIGH SCHOOL	171	167	165	98,80%
1	BOJANALA	13	MOSES KOTANE	RAKOKO SEN SCHOOL	81	81	80	98,77%
1	BOJANALA	15	RUSTENBURG	IKETLETSO SEC SCHOOL	156	154	152	98,70%
2	DR. K. KAUNDA	22	JB MARKS	B A SEOBI SEC SCHOOL	153	144	142	98,61%
1	BOJANALA	13	MOSES KOTANE	SEDIBELO SEC SCHOOL	74	68	67	98,53%
2	DR. K. KAUNDA	20	MAQUASSI HILLS	WOLMARANSSTAD HIGH SCHOOL	68	66	65	98,48%
4	NGAKA M. MOLEMA	42	MAHIKENG	BOITSEANAPE TECH and COMM	99	66	65	98,48%
4	NGAKA M. MOLEMA	42	MAHIKENG	CURRO ACADEMY MAHIKENG	68	65	64	98,46%
1	BOJANALA	11	MADIBENG	BRITS HIGH SCHOOL	118	118	116	98,31%
1	BOJANALA	15	RUSTENBURG	SUNRISE VIEW SEC SCHOOL	168	168	165	98,21%
1	BOJANALA	12	MORETELE	SEKITLA HIGH SCHOOL	85	52	51	98,08%
1	BOJANALA	11	MADIBENG	HARTBEESPOORT HIGH SCHOOL	155	154	151	98,05%
4	NGAKA M. MOLEMA	42	MAHIKENG	ST MARY'S SCHOOL	62	50	49	98,00%
1	BOJANALA	11	MADIBENG	MOGALE SCHOOL	68	46	45	97,83%
4	NGAKA M. MOLEMA	42	MAHIKENG	MOCOCE HIGH SCHOOL	49	45	44	97,78%
3	DR. R.S. MOMPATI	32	KAGISANO MOLOPO	TONG COMPREHENSIVE	111	88	86	97,73%
1	BOJANALA	13	MOSES KOTANE	GAOPOTLAKE SEC SCHOOL	69	42	41	97,62%
1	BOJANALA	13	MOSES KOTANE	MORARE SCHOOL	42	42	41	97,62%
3	DR. R.S. MOMPATI	32	KAGISANO MOLOPO	SETSWAKGOSING HIGH SCHOOL	88	82	80	97,56%
1	BOJANALA	11	MADIBENG	KLIPGAT HIGH SCHOOL	90	75	73	97,33%
1	BOJANALA	15	RUSTENBURG	NAAUWPOORT HIGH SCHOOL	37	36	35	97,22%
4	NGAKA M. MOLEMA	44	RAMOTSHERE MOILOA	MOSEKAPHOFU SCHOOL	45	36	35	97,22%
1	BOJANALA	12	MORETELE	MAMODIBO HIGH SCHOOL	114	106	103	97,17%
3	DR. R.S. MOMPATI	31	GREATER TAUNG	JERRY MAHURA SCHOOL	54	35	34	97,14%
3	DR. R.S. MOMPATI	33	NALEDI	REKGARATLHILE SCHOOL	56	35	34	97,14%
1	BOJANALA	12	MORETELE	LOALANE SCHOOL	88	69	67	97,10%
1	BOJANALA	13	MOSES KOTANE	TSHAILE HIGH SCHOOL	34	34	33	97,06%
3	DR. R.S. MOMPATI	33	NALEDI	VRYBURG HIGH SCHOOL	101	100	97	97,00%
4	NGAKA M. MOLEMA	41	DITSOBOTLA	LICHTENBURG HIGH SCHOOL	160	160	155	96,88%
1	BOJANALA	15	RUSTENBURG	CHARORA HIGH SCHOOL	109	92	89	96,74%
1	BOJANALA	11	MADIBENG	TSOGO SEC SCHOOL	130	121	117	96,69%
1	BOJANALA	13	MOSES KOTANE	MALEFO HIGH SCHOOL	111	90	87	96,67%
2	DR. K. KAUNDA	21	MATLOSANA	THUTO-TSEBO SCHOOL	105	60	58	96,67%
1	BOJANALA	11	MADIBENG	REKOPANTSWE HIGH SCHOOL	31	29	28	96,55%
1	BOJANALA	11	MADIBENG	JOHANE MOKOLOBETSI SCHOOL	151	144	139	96,53%
4	NGAKA M. MOLEMA	44	RAMOTSHERE MOILOA	MARUAPULA SCHOOL	34	28	27	96,43%
1	BOJANALA	13	MOSES KOTANE	MOTLHAPUTSENG SCHOOL	81	81	78	96,30%
1	BOJANALA	13	MOSES KOTANE	MAKUKA MIDDLE SCHOOL	37	27	26	96,30%
3	DR. R.S. MOMPATI	31	GREATER TAUNG	MAJENG SCHOOL	36	27	26	96,30%
4	NGAKA M. MOLEMA	41	DITSOBOTLA	KGOKE LESABE PUBLIC SCHOOL	56	27	26	96,30%
4	NGAKA M. MOLEMA	42	MAHIKENG	ONKGOPOTSE TIRO COMP SCHOOL	28	27	26	96,30%
1	BOJANALA	12	MORETELE	BAFEDILE SEC SCHOOL	72	52	50	96,15%
4	NGAKA M. MOLEMA	42	MAHIKENG	SELEJE SEC SCHOOL	30	26	25	96,15%
4	NGAKA M. MOLEMA	44	RAMOTSHERE MOILOA	MMAKGAJE SEC SCHOOL	25	25	24	96,00%
4	NGAKA M. MOLEMA	45	TSWAING	LERUNTSE-LESEDI HIGH SCHOOL	73	49	47	95,92%
3	DR. R.S. MOMPATI	32	KAGISANO MOLOPO	MORERI SEC SCHOOL	60	48	46	95,83%
4	NGAKA M. MOLEMA	45	TSWAING	GA-KHUNWANA HIGH SCHOOL	85	48	46	95,83%
2	DR. K. KAUNDA	21	MATLOSANA	LETLHASEDI COMBINED SCHOOL	32	24	23	95,83%
3	DR. R.S. MOMPATI	32	KAGISANO MOLOPO	TSHIPIETSILE SEC SCHOOL	38	24	23	95,83%
4	NGAKA M. MOLEMA	42	MAHIKENG	MASELWANYANE HIGH SCHOOL	35	24	23	95,83%
1	BOJANALA	11	MADIBENG	RAKGATLA HIGH SCHOOL	92	71	68	95,77%
1	BOJANALA	12	MORETELE	MATLAISANE SCHOOL	87	47	45	95,74%
4	NGAKA M. MOLEMA	42	MAHIKENG	MOTUBA HIGH SCHOOL	59	23	22	95,65%
4	NGAKA M. MOLEMA	45	TSWAING	RAMOKONYANE SEC	23	23	22	95,65%
4	NGAKA M. MOLEMA	45	TSWAING	LODIRILE-TSWAING	80	45	43	95,56%
3	DR. R.S. MOMPATI	31	GREATER TAUNG	MOTHELESI SEC SCHOOL	25	22	21	95,45%
4	NGAKA M. MOLEMA	43	RATLOU	MOTHIBINYANE HIGH SCHOOL	33	22	21	95,45%

Schools 80% to 99,99% Pass Rate

District No	District	SD no	Sub District	Centre	Entered	Wrote	Total Achieved	Pass %
3	DR. R.S. MOMPATI	31	GREATER TAUNG	PINAGARE HIGH SCHOOL	100	86	82	95,35%
1	BOJANALA	13	MOSES KOTANE	LEROME SEC SCHOOL	76	64	61	95,31%
1	BOJANALA	11	MADIBENG	WAGPOS HIGH SCHOOL	150	149	142	95,30%
1	BOJANALA	15	RUSTENBURG	RUSTENBURG HIGH SCHOOL	274	273	260	95,24%
3	DR. R.S. MOMPATI	31	GREATER TAUNG	CHOSENG SEC SCHOOL	43	21	20	95,24%
1	BOJANALA	11	MADIBENG	MALATSE-MOTSEPE	112	83	79	95,18%
1	BOJANALA	15	RUSTENBURG	BAKWENA HIGH SCHOOL	82	82	78	95,12%
1	BOJANALA	15	RUSTENBURG	H F TLOU HIGH SCHOOL	163	161	153	95,03%
3	DR. R.S. MOMPATI	33	NALEDI	STELLA HIGH SCHOOL	20	20	19	95,00%
1	BOJANALA	15	RUSTENBURG	BAFOKENG HIGH SCHOOL	124	99	94	94,95%
1	BOJANALA	12	MORETELE	MMANKALA TECH and COMM HIGH	81	79	75	94,94%
1	BOJANALA	16	KGETLENG RIVER	KOSTER HIGH SCHOOL	39	39	37	94,87%
1	BOJANALA	15	RUSTENBURG	TLHABANE TECH AND COMM HIGH	196	192	182	94,79%
3	DR. R.S. MOMPATI	32	KAGISANO MOLOPO	KGONONYANE HIGH SCHOOL	86	57	54	94,74%
3	DR. R.S. MOMPATI	33	NALEDI	PULE LEEUW COMPREHENSIVE	64	38	36	94,74%
4	NGAKA M. MOLEMA	44	RAMOTSHERE MOILOA	JANGJO SEC SCHOOL	48	36	34	94,44%
4	NGAKA M. MOLEMA	41	DITSOBOTLA	BODIBE SEC SCHOOL	42	35	33	94,29%
1	BOJANALA	15	RUSTENBURG	MARIKANA HIGH SCHOOL	93	87	82	94,25%
1	BOJANALA	12	MORETELE	UTSANE HIGH SCHOOL	58	52	49	94,23%
2	DR. K. KAUNDA	20	MAQUASSI HILLS	REABONA SEC SCHOOL	86	52	49	94,23%
3	DR. R.S. MOMPATI	31	GREATER TAUNG	P H MOEKETSI AGRIC	54	52	49	94,23%
1	BOJANALA	12	MORETELE	MOLEBATSI SCHOOL	114	86	81	94,19%
3	DR. R.S. MOMPATI	33	NALEDI	TIGER KLOOF COMBINED SCHOOL	86	86	81	94,19%
4	NGAKA M. MOLEMA	45	TSWAING	PHATSIMA SCHOOL	80	51	48	94,12%
3	DR. R.S. MOMPATI	31	GREATER TAUNG	LESHOBO SEC SCHOOL	44	17	16	94,12%
4	NGAKA M. MOLEMA	42	MAHIKENG	MMABATHO HIGH SCHOOL	168	167	157	94,01%
1	BOJANALA	15	RUSTENBURG	MMANAPE HIGH SCHOOL	112	100	94	94,00%
1	BOJANALA	11	MADIBENG	DIPHETOGO SEC SCHOOL	58	33	31	93,94%
1	BOJANALA	11	MADIBENG	MOTHOTLUNG SCHOOL	135	82	77	93,90%
1	BOJANALA	11	MADIBENG	MMADIKETE LION SCHOOL	114	82	77	93,90%
1	BOJANALA	11	MADIBENG	MICHAEL MODISAKENG SCHOOL	115	97	91	93,81%
1	BOJANALA	12	MORETELE	ST ATHANASIOUS ORTHODOX CHRISTIAN SC	16	16	15	93,75%
1	BOJANALA	15	RUSTENBURG	THETHE HIGH SCHOOL	102	95	89	93,68%
4	NGAKA M. MOLEMA	42	MAHIKENG	BAROLONG HIGH SCHOOL	157	124	116	93,55%
3	DR. R.S. MOMPATI	32	KAGISANO MOLOPO	THUSO THEBE HIGH SCHOOL	94	62	58	93,55%
1	BOJANALA	11	MADIBENG	MICHA KGASI HIGH SCHOOL	94	77	72	93,51%
2	DR. K. KAUNDA	20	MAQUASSI HILLS	LERUNTSE-LESEDI SCHOOL	118	92	86	93,48%
1	BOJANALA	12	MORETELE	ITHUTENG COMMERCIAL HIGH	82	76	71	93,42%
4	NGAKA M. MOLEMA	42	MAHIKENG	KEBALEPILE JUN SCHOOL	140	105	98	93,33%
1	BOJANALA	11	MADIBENG	TSHEPAGALANG HIGH SCHOOL	106	75	70	93,33%
1	BOJANALA	15	RUSTENBURG	MATLHARE MOKAUTU HIGH SCHOOL	102	89	83	93,26%
2	DR. K. KAUNDA	22	JB MARKS	PHIRI HIGH SCHOOL	107	59	55	93,22%
4	NGAKA M. MOLEMA	43	RATLOU	OBUSITSE SEC SCHOOL	38	29	27	93,10%
4	NGAKA M. MOLEMA	45	TSWAING	BADIBANA HIGH SCHOOL	52	29	27	93,10%
2	DR. K. KAUNDA	22	JB MARKS	BOTOKA COMPREHENSIVE SCHOOL	116	114	106	92,98%
2	DR. K. KAUNDA	21	MATLOSANA	KANANA SCHOOL	83	56	52	92,86%
1	BOJANALA	15	RUSTENBURG	MERIDIAN RUSTENBURG	69	69	64	92,75%
2	DR. K. KAUNDA	22	JB MARKS	THUTO-BOSWA SEC SCHOOL	146	82	76	92,68%
2	DR. K. KAUNDA	21	MATLOSANA	MOFATLHOSI SEC SCHOOL	58	41	38	92,68%
1	BOJANALA	12	MORETELE	KGAPHAMADI SCHOOL	121	80	74	92,50%
3	DR. R.S. MOMPATI	32	KAGISANO MOLOPO	DITEHO SEC SCHOOL	44	39	36	92,31%
1	BOJANALA	15	RUSTENBURG	NEW COVENANT ACADEMY	13	13	12	92,31%
4	NGAKA M. MOLEMA	42	MAHIKENG	REDIBONE SEC SCHOOL	122	102	94	92,16%
1	BOJANALA	15	RUSTENBURG	LEROTHODI HIGH SCHOOL	43	38	35	92,11%
2	DR. K. KAUNDA	21	MATLOSANA	CHRIS HANI SEC SCHOOL	45	38	35	92,11%
4	NGAKA M. MOLEMA	43	RATLOU	MOGAKOLODI-MASIBI COMPR	41	38	35	92,11%
1	BOJANALA	15	RUSTENBURG	TSHUKUDU HIGH SCHOOL	101	98	90	91,84%
2	DR. K. KAUNDA	21	MATLOSANA	ORKNEY HIGH SCHOOL	55	49	45	91,84%
3	DR. R.S. MOMPATI	31	GREATER TAUNG	THABASIKWA SEC SCHOOL	19	12	11	91,67%
2	DR. K. KAUNDA	21	MATLOSANA	BORAKANELO SEC SCHOOL	167	152	139	91,45%
2	DR. K. KAUNDA	21	MATLOSANA	MATLOSANE SEN SCHOOL	129	128	117	91,41%
2	DR. K. KAUNDA	22	JB MARKS	RESOLOFETSE SEC SCHOOL	63	46	42	91,30%

Schools 80% to 99,99% Pass Rate

District No	District	SD no	Sub District	Centre	Entered	Wrote	Total Achieved	Pass %
4	NGAKA M. MOLEMA	42	MAHIKENG	SETUMO HIGH SCHOOL	108	46	42	91,30%
4	NGAKA M. MOLEMA	44	RAMOTSHERE MOILOA	NGOTWANA SCHOOL	55	46	42	91,30%
1	BOJANALA	15	RUSTENBURG	GRENVILLE HIGH SCHOOL	183	182	166	91,21%
1	BOJANALA	11	MADIBENG	ELESA SEC SCHOOL	102	91	83	91,21%
3	DR. R.S. MOMPATI	33	NALEDI	KISMET SEC	34	34	31	91,18%
1	BOJANALA	11	MADIBENG	ITSOSENG COMBINED SCHOOL	77	56	51	91,07%
1	BOJANALA	11	MADIBENG	THUTO-PELE HIGH SCHOOL	174	100	91	91,00%
4	NGAKA M. MOLEMA	41	DITSOBOTLA	REBONEILWE SEC SCHOOL	70	54	49	90,74%
4	NGAKA M. MOLEMA	42	MAHIKENG	MOSIKARE SEC SCHOOL	108	86	78	90,70%
1	BOJANALA	13	MOSES KOTANE	SEFUTSWELO HIGH SCHOOL	60	43	39	90,70%
1	BOJANALA	13	MOSES KOTANE	RAPHURELE HIGH SCHOOL	79	64	58	90,63%
2	DR. K. KAUNDA	21	MATLOSANA	TSHEDIMOSETSO SEC	120	64	58	90,63%
1	BOJANALA	13	MOSES KOTANE	REIPUSENG HIGH SCHOOL	54	53	48	90,57%
4	NGAKA M. MOLEMA	42	MAHIKENG	KEBONANG SEC SCHOOL	99	63	57	90,48%
1	BOJANALA	12	MORETELE	ALFRED MAUBANE SCHOOL	70	62	56	90,32%
1	BOJANALA	11	MADIBENG	MARUATONA DIKOBÉ	32	31	28	90,32%
4	NGAKA M. MOLEMA	41	DITSOBOTLA	KOPANELO COMBINED SCHOOL	32	31	28	90,32%
4	NGAKA M. MOLEMA	42	MAHIKENG	BATSWANA HIGH COMMERCIAL	171	154	139	90,26%
2	DR. K. KAUNDA	21	MATLOSANA	SCHOONSPRUIT HIGH SCHOOL	140	133	120	90,23%
3	DR. R.S. MOMPATI	34	MAMUSA	REABETSWE SEC SCHOOL	133	122	110	90,16%
2	DR. K. KAUNDA	21	MATLOSANA	NEW VISION SEC SCHOOL	134	132	119	90,15%
4	NGAKA M. MOLEMA	43	RATLOU	IKOPANYENG SEC SCHOOL	135	70	63	90,00%
2	DR. K. KAUNDA	21	MATLOSANA	TSAMMA SEC SCHOOL	79	60	54	90,00%
2	DR. K. KAUNDA	21	MATLOSANA	GAENTHONÉ SEC SCHOOL	72	40	36	90,00%
1	BOJANALA	15	RUSTENBURG	MOJAGEDI SEC SCHOOL	36	30	27	90,00%
4	NGAKA M. MOLEMA	43	RATLOU	BOITHAOPPO HIGH SCHOOL	155	98	88	89,80%
1	BOJANALA	11	MADIBENG	EAGLE CHRISTIAN COLLEGE	51	49	44	89,80%
1	BOJANALA	13	MOSES KOTANE	NKOBONG HIGH SCHOOL	45	39	35	89,74%
4	NGAKA M. MOLEMA	42	MAHIKENG	S C KGOBOKOE HIGH SCHOOL	50	29	26	89,66%
4	NGAKA M. MOLEMA	45	TSWAING	BAKOLOBENG JUNIOR SCHOOL	59	29	26	89,66%
4	NGAKA M. MOLEMA	42	MAHIKENG	LETEANE HIGH SCHOOL	76	48	43	89,58%
4	NGAKA M. MOLEMA	42	MAHIKENG	SOL PLAATJE SEC SCHOOL	113	111	99	89,19%
1	BOJANALA	12	MORETELE	NCHAUPE HIGH SCHOOL	66	37	33	89,19%
4	NGAKA M. MOLEMA	44	RAMOTSHERE MOILOA	RAMOTSHERE HIGH SCHOOL	218	193	172	89,12%
2	DR. K. KAUNDA	20	MAQUASSI HILLS	TIRAGALO SEC SCHOOL	65	55	49	89,09%
1	BOJANALA	13	MOSES KOTANE	ITUMELENG SEC SCHOOL	132	73	65	89,04%
4	NGAKA M. MOLEMA	43	RATLOU	MADIBOGO HIGH SCHOOL	126	72	64	88,89%
2	DR. K. KAUNDA	20	MAQUASSI HILLS	MAITEMOGÉLO SCHOOL	95	63	56	88,89%
3	DR. R.S. MOMPATI	32	KAGISANO MOLOPO	MONCHUSI SEC SCHOOL	68	45	40	88,89%
4	NGAKA M. MOLEMA	43	RATLOU	JAN MASIBI SEC SCHOOL	55	45	40	88,89%
1	BOJANALA	11	MADIBENG	LIGHTHOUSE CHRISTIAN COLLEGE	28	27	24	88,89%
1	BOJANALA	13	MOSES KOTANE	SHADRACK F ZIBI SCHOOL	18	18	16	88,89%
2	DR. K. KAUNDA	21	MATLOSANA	COCEKANI HIGH SCHOOL	36	18	16	88,89%
4	NGAKA M. MOLEMA	44	RAMOTSHERE MOILOA	ZEERUST HIGH SCHOOL	112	107	95	88,79%
1	BOJANALA	16	KGETLENG RIVER	REEBONE SCHOOL	103	95	84	88,42%
4	NGAKA M. MOLEMA	44	RAMOTSHERE MOILOA	MOTSWEDI HIGH SCHOOL	170	162	143	88,27%
1	BOJANALA	13	MOSES KOTANE	TSWAIDI HIGH SCHOOL	75	51	45	88,24%
1	BOJANALA	13	MOSES KOTANE	GABONEWE SEC SCHOOL	34	34	30	88,24%
1	BOJANALA	16	KGETLENG RIVER	MPHE-BANA SEC SCHOOL	175	161	142	88,20%
1	BOJANALA	15	RUSTENBURG	RETHUSEGILE SCHOOL	105	101	89	88,12%
3	DR. R.S. MOMPATI	31	GREATER TAUNG	THAPAMA HIGH SCHOOL	66	25	22	88,00%
3	DR. R.S. MOMPATI	32	KAGISANO MOLOPO	SEBETWANE SEC SCHOOL	58	41	36	87,80%
4	NGAKA M. MOLEMA	42	MAHIKENG	RAMAINE HIGH SCHOOL	91	56	49	87,50%
1	BOJANALA	13	MOSES KOTANE	MOCHUDI SEC SCHOOL	58	40	35	87,50%
2	DR. K. KAUNDA	22	JB MARKS	VENTERSDORP HIGH SCHOOL	9	8	7	87,50%
3	DR. R.S. MOMPATI	31	GREATER TAUNG	MOKGARENG HIGH SCHOOL	24	8	7	87,50%
3	DR. R.S. MOMPATI	32	KAGISANO MOLOPO	ITSHOLETSENG SCHOOL	14	8	7	87,50%
3	DR. R.S. MOMPATI	31	GREATER TAUNG	MANKUROANE TECH AND COMM	79	55	48	87,27%
4	NGAKA M. MOLEMA	43	RATLOU	SETILO SEC SCHOOL	52	47	41	87,23%
1	BOJANALA	13	MOSES KOTANE	KGOSIBODIBA COMMERCIAL	44	39	34	87,18%
4	NGAKA M. MOLEMA	42	MAHIKENG	LETSATSING HIGH SCHOOL	42	39	34	87,18%
4	NGAKA M. MOLEMA	44	RAMOTSHERE MOILOA	MOKGAKALA HIGH SCHOOL	85	70	61	87,14%
1	BOJANALA	15	RUSTENBURG	MATSUKUBYANE SEC	104	101	88	87,13%
1	BOJANALA	11	MADIBENG	CENTRAL SEC	109	108	94	87,04%
1	BOJANALA	15	RUSTENBURG	H T S RUSTENBURG	102	100	87	87,00%

Schools 80% to 99,99% Pass Rate

District No	District	SD no	Sub District	Centre	Entered	Wrote	Total Achieved	Pass %
4	NGAKA M. MOLEMA	44	RAMOTSHERE MOILOA	RAMATU HIGH SCHOOL	110	99	86	86,87%
4	NGAKA M. MOLEMA	41	DITSOBOTLA	BETHEL HIGH SCHOOL	93	91	79	86,81%
2	DR. K. KAUNDA	22	JB MARKS	SEIPHAMELO SEC SCHOOL	112	83	72	86,75%
2	DR. K. KAUNDA	21	MATLOSANA	H T S KLERKSDORP	212	211	183	86,73%
3	DR. R.S. MOMPATI	34	MAMUSA	MAMPHO SEC SCHOOL	67	45	39	86,67%
4	NGAKA M. MOLEMA	42	MAHIKENG	R A KOBUE HIGH SCHOOL	84	45	39	86,67%
1	BOJANALA	15	RUSTENBURG	THUTO-KITSO RUSTENBURG CORR SERVICE	15	15	13	86,67%
1	BOJANALA	12	MORETELE	MMAKAUNYANA SCHOOL	56	37	32	86,49%
4	NGAKA M. MOLEMA	45	TSWAING	TLHOAFALO SEC SCHOOL	99	66	57	86,36%
3	DR. R.S. MOMPATI	31	GREATER TAUNG	SEKATE BOIJANE MAHURA	70	44	38	86,36%
1	BOJANALA	12	MORETELE	MOTSWATEMENG HIGH SCHOOL	50	36	31	86,11%
3	DR. R.S. MOMPATI	31	GREATER TAUNG	ST PAUL'S HIGH SCHOOL	50	36	31	86,11%
2	DR. K. KAUNDA	21	MATLOSANA	MILNER HIGH SCHOOL	122	122	105	86,07%
4	NGAKA M. MOLEMA	42	MAHIKENG	BOITSHOKO SEC SCHOOL	72	57	49	85,96%
2	DR. K. KAUNDA	21	MATLOSANA	STILFONTEIN HIGH SCHOOL	68	64	55	85,94%
2	DR. K. KAUNDA	22	JB MARKS	POTCH BOYS HIGH	68	64	55	85,94%
3	DR. R.S. MOMPATI	31	GREATER TAUNG	GABOBIDIWE HIGH SCHOOL	92	64	55	85,94%
3	DR. R.S. MOMPATI	35	LEKWA-TEEMANE	THUTO-LORE PUBLIC SCHOOL	104	78	67	85,90%
1	BOJANALA	13	MOSES KOTANE	MANAMAKGOTHA HIGH SCHOOL	102	99	85	85,86%
1	BOJANALA	15	RUSTENBURG	ZINNIIVILLE SEC	100	99	85	85,86%
1	BOJANALA	15	RUSTENBURG	BOIKAGONG SEC SCHOOL	133	120	103	85,83%
1	BOJANALA	15	RUSTENBURG	LESELE SEC SCHOOL	40	28	24	85,71%
4	NGAKA M. MOLEMA	45	TSWAING	GOTHATA SEC SCHOOL	51	28	24	85,71%
2	DR. K. KAUNDA	20	MAQUASSI HILLS	NTLATSENG PUBLIC COMBINED	7	7	6	85,71%
4	NGAKA M. MOLEMA	42	MAHIKENG	BATLOUNG JUNIOR SCHOOL	97	62	53	85,48%
4	NGAKA M. MOLEMA	44	RAMOTSHERE MOILOA	MPOLOKANG HIGH SCHOOL	74	62	53	85,48%
3	DR. R.S. MOMPATI	31	GREATER TAUNG	SEABO HIGH SCHOOL	82	48	41	85,42%
3	DR. R.S. MOMPATI	31	GREATER TAUNG	MAATLA HIGH SCHOOL	108	89	76	85,39%
1	BOJANALA	11	MADIBENG	JETHRO PELLE HIGH SCHOOL	55	41	35	85,37%
1	BOJANALA	12	MORETELE	MOTSHEGOA HIGH SCHOOL	40	34	29	85,29%
1	BOJANALA	15	RUSTENBURG	TIRELONG SEC SCHOOL	34	34	29	85,29%
1	BOJANALA	11	MADIBENG	LOT MASHIANE SEC SCHOOL	84	61	52	85,25%
4	NGAKA M. MOLEMA	42	MAHIKENG	DANVILLE SEC	36	27	23	85,19%
1	BOJANALA	11	MADIBENG	MMANOTSHE MODUANE HIGH	96	67	57	85,07%
4	NGAKA M. MOLEMA	44	RAMOTSHERE MOILOA	MMAJANE SCHOOL	48	40	34	85,00%
3	DR. R.S. MOMPATI	34	MAMUSA	ITSHUPENG SEC SCHOOL	149	93	79	84,95%
4	NGAKA M. MOLEMA	42	MAHIKENG	GOLF VIEW PARK HIGH SCHOOL	111	106	90	84,91%
1	BOJANALA	13	MOSES KOTANE	THEBE-YA-TLHAJWA SCHOOL	53	53	45	84,91%
1	BOJANALA	13	MOSES KOTANE	TIDIMANE SEC SCHOOL	47	46	39	84,78%
4	NGAKA M. MOLEMA	43	RATLOU	UTLWANANG-BAROLONG	62	46	39	84,78%
3	DR. R.S. MOMPATI	34	MAMUSA	IPELEGENG HIGH SCHOOL	99	72	61	84,72%
1	BOJANALA	15	RUSTENBURG	KELEDI SEC SCHOOL	111	70	59	84,29%
2	DR. K. KAUNDA	20	MAQUASSI HILLS	GATELAPELE SEC SCHOOL	212	127	107	84,25%
1	BOJANALA	15	RUSTENBURG	MOLOTLEGI SEC SCHOOL	60	57	48	84,21%
4	NGAKA M. MOLEMA	42	MAHIKENG	Z M SEATLHOLO HIGH SCHOOL	62	38	32	84,21%
1	BOJANALA	12	MORETELE	IKANENG HIGH SCHOOL	22	19	16	84,21%
4	NGAKA M. MOLEMA	45	TSWAING	BOSCHPOORT COMBINED SCHOOL	25	19	16	84,21%
1	BOJANALA	15	RUSTENBURG	GRENSWAG HIGH SCHOOL	145	139	117	84,17%
1	BOJANALA	11	MADIBENG	HEBRON TECH AND COMM HIGH	105	88	74	84,09%
1	BOJANALA	11	MADIBENG	BOTLHABELO HIGH SCHOOL	230	169	142	84,02%
1	BOJANALA	13	MOSES KOTANE	HOLY FAMILY COMBINED SCHOOL	79	75	63	84,00%
1	BOJANALA	12	MORETELE	ZACHARIA MANKGATLENG	67	50	42	84,00%
1	BOJANALA	12	MORETELE	HENDRIK MAKAPAN HIGH SCHOOL	70	62	52	83,87%
2	DR. K. KAUNDA	22	JB MARKS	POTCH SEC	66	62	52	83,87%
1	BOJANALA	13	MOSES KOTANE	GAOTIME SEC SCHOOL	31	31	26	83,87%
4	NGAKA M. MOLEMA	43	RATLOU	KAGISO BAROLONG HIGH SCHOOL	49	37	31	83,78%
4	NGAKA M. MOLEMA	45	TSWAING	GEYSDORP SEC SCHOOL	73	61	51	83,61%
3	DR. R.S. MOMPATI	31	GREATER TAUNG	BOGOSING HIGH SCHOOL	81	48	40	83,33%
4	NGAKA M. MOLEMA	44	RAMOTSHERE MOILOA	NTLATSANG SEC SCHOOL	18	18	15	83,33%
4	NGAKA M. MOLEMA	45	TSWAING	ITLOTLENG MOGAWANE	27	12	10	83,33%
3	DR. R.S. MOMPATI	34	MAMUSA	SCHWEIZER RENEKE HIGH	65	65	54	83,08%
4	NGAKA M. MOLEMA	42	MAHIKENG	SEJANKABO HIGH SCHOOL	52	41	34	82,93%
3	DR. R.S. MOMPATI	31	GREATER TAUNG	THUSOETSILE MIDDLE SCHOOL	70	35	29	82,86%
3	DR. R.S. MOMPATI	31	GREATER TAUNG	TOTONYANE SEC SCHOOL	32	29	24	82,76%

Schools 80% to 99,99% Pass Rate

District No	District	SD no	Sub District	Centre	Entered	Wrote	Total Achieved	Pass %
1	BOJANALA	13	MOSES KOTANE	MOEFI HIGH SCHOOL	23	23	19	82,61%
2	DR. K. KAUNDA	22	JB MARKS	H T S POTCH	132	132	109	82,58%
1	BOJANALA	12	MORETELE	THULARE HIGH SCHOOL	62	51	42	82,35%
1	BOJANALA	11	MADIBENG	RABBONI CHRISTIAN SCHOOL	37	34	28	82,35%
1	BOJANALA	12	MORETELE	BADUMEDI SEC SCHOOL	39	34	28	82,35%
1	BOJANALA	12	MORETELE	GASEITSIWE HIGH SCHOOL	60	34	28	82,35%
1	BOJANALA	11	MADIBENG	MMAMOGWAI SEC SCHOOL	31	28	23	82,14%
4	NGAKA M. MOLEMA	42	MAHIKENG	TIEGO TAWANA SCHOOL	43	39	32	82,05%
4	NGAKA M. MOLEMA	45	TSWAING	MAMORATWA MIDDLE F A	42	39	32	82,05%
4	NGAKA M. MOLEMA	41	DITSOBOTLA	COLIGNY HIGH SCHOOL	64	61	50	81,97%
2	DR. K. KAUNDA	21	MATLOSANA	VUYANIMAWETHU SCHOOL	100	77	63	81,82%
2	DR. K. KAUNDA	21	MATLOSANA	KLERKSDORP SEC	57	55	45	81,82%
4	NGAKA M. MOLEMA	41	DITSOBOTLA	AG MALEBE SCHOOL	33	33	27	81,82%
3	DR. R.S. MOMPATI	31	GREATER TAUNG	MOTSEMME SEC SCHOOL	29	11	9	81,82%
1	BOJANALA	13	MOSES KOTANE	J M NTSIME SCHOOL	175	175	143	81,71%
1	BOJANALA	15	RUSTENBURG	NURAL-IMAN-MUSLIM	16	16	13	81,25%
4	NGAKA M. MOLEMA	44	RAMOTSHERE MOILOA	THUTO-KE-MATLA SCHOOL	26	16	13	81,25%
1	BOJANALA	13	MOSES KOTANE	KGALATLOWE HIGH SCHOOL	112	106	86	81,13%
1	BOJANALA	11	MADIBENG	IKATISONG SEC SCHOOL	118	111	90	81,08%
4	NGAKA M. MOLEMA	44	RAMOTSHERE MOILOA	ZEERUST COMBINED SCHOOL	71	61	49	80,33%
1	BOJANALA	15	RUSTENBURG	FREEDOM PARK SCHOOL	132	127	102	80,31%
3	DR. R.S. MOMPATI	33	NALEDI	BOPAGANANG PUBLIC SCHOOL	120	71	57	80,28%
1	BOJANALA	15	RUSTENBURG	GEELHOUT PARK SEC	145	121	97	80,17%
1	BOJANALA	11	MADIBENG	THABA-MORULA HIGH SCHOOL	86	80	64	80,00%
3	DR. R.S. MOMPATI	35	LEKWA-TEEMANE	LE-RONA SCHOOL	59	45	36	80,00%
3	DR. R.S. MOMPATI	31	GREATER TAUNG	THAKUNG SEC SCHOOL	39	30	24	80,00%
3	DR. R.S. MOMPATI	32	KAGISANO MOLOPO	OGODISENG SEC SCHOOL	68	30	24	80,00%
2	DR. K. KAUNDA	21	MATLOSANA	OVERVAAL PRIVAAT SKOOL	15	15	12	80,00%
1	BOJANALA	11	MADIBENG	HAMAKOM PRIVAATSKOOL	10	10	8	80,00%
2	DR. K. KAUNDA	21	MATLOSANA	EDUCATORS HIGH SCHOOL	11	10	8	80,00%

Schools with 70% to 79,99% Pass Rate

Schools with 70% to 79,99% Pass Rate								
District No	District	SD no	Sub District	Centre	Entered	Wrote	Total Achieved	Pass %
3	DR. R.S. MOMPATI	33	NALEDI	JOHN FRYLINCK	91	39	31	79,49%
4	NGAKA M. MOLEMA	44	RAMOTSHERE MOILOA	TLHAOLE HIGH	61	39	31	79,49%
1	BOJANALA	15	RUSTENBURG	RAUWANE SEPENG SEN	151	141	112	79,43%
4	NGAKA M. MOLEMA	44	RAMOTSHERE MOILOA	N R MANDELA COMM	60	34	27	79,41%
4	NGAKA M. MOLEMA	44	RAMOTSHERE MOILOA	REARABILWE	113	82	65	79,27%
2	DR. K. KAUNDA	21	MATLOSANA	MATLHALENG HIGH	159	96	76	79,17%
3	DR. R.S. MOMPATI	32	KAGISANO MOLOPO	TASMAN	38	24	19	79,17%
2	DR. K. KAUNDA	21	MATLOSANA	PINNACLE PRIM and BOARDING	19	19	15	78,95%
4	NGAKA M. MOLEMA	41	DITSBOTLA	GAETSHO HIGH	250	165	130	78,79%
4	NGAKA M. MOLEMA	42	MAHIKENG	MAFIKENG HIGH	90	89	70	78,65%
3	DR. R.S. MOMPATI	34	MAMUSA	OBANG	90	42	33	78,57%
3	DR. R.S. MOMPATI	31	GREATER TAUNG	REVILO HIGH	43	23	18	78,26%
2	DR. K. KAUNDA	21	MATLOSANA	ARE-FADIMEHENG	169	119	93	78,15%
4	NGAKA M. MOLEMA	43	RATLOU	ONKABETSE-THUTO TECH & COMM	43	32	25	78,13%
4	NGAKA M. MOLEMA	42	MAHIKENG	LAPOLOGANG SEN	98	73	57	78,08%
2	DR. K. KAUNDA	21	MATLOSANA	NKANG-MAHLALE	218	155	121	78,06%
1	BOJANALA	15	RUSTENBURG	BOITEKONG	297	286	223	77,97%
3	DR. R.S. MOMPATI	31	GREATER TAUNG	TSELAATHUTO	35	27	21	77,78%
1	BOJANALA	16	KGETLENG RIVER	SWARTRUGGENS COMBINED	19	18	14	77,78%
3	DR. R.S. MOMPATI	31	GREATER TAUNG	BATLHAPING HIGH	104	102	79	77,45%
4	NGAKA M. MOLEMA	45	TSWAING	TIRISANO	82	66	51	77,27%
1	BOJANALA	13	MOSES KOTANE	TSHOMANKANE HIGH	25	22	17	77,27%
4	NGAKA M. MOLEMA	45	TSWAING	NOTO HIGH	89	57	44	77,19%
1	BOJANALA	12	MORETELE	SEMPAPA	76	70	54	77,14%
4	NGAKA M. MOLEMA	45	TSWAING	KOPANELO	44	35	27	77,14%
1	BOJANALA	15	RUSTENBURG	KGATSHENG-THABISO	198	156	120	76,92%
2	DR. K. KAUNDA	21	MATLOSANA	DIRANG KA NATLA COMPREHENSIVE	79	52	40	76,92%
4	NGAKA M. MOLEMA	44	RAMOTSHERE MOILOA	PHAKEDI HIGH	75	72	55	76,39%
3	DR. R.S. MOMPATI	32	KAGISANO MOLOPO	PITSO LETLHOGILE MIDDLE	50	46	35	76,09%
2	DR. K. KAUNDA	22	JB MARKS	TLOKWE	114	107	81	75,70%
3	DR. R.S. MOMPATI	33	NALEDI	COLINDA	71	41	31	75,61%
4	NGAKA M. MOLEMA	43	RATLOU	KGOSI SHOPE	59	49	37	75,51%
1	BOJANALA	15	RUSTENBURG	KHAYALETHU	85	73	55	75,34%
4	NGAKA M. MOLEMA	41	DITSBOTLA	TSWELELOPELE HIGH	71	56	42	75,00%
3	DR. R.S. MOMPATI	31	GREATER TAUNG	MARUBISING	40	32	24	75,00%
1	BOJANALA	12	MORETELE	MORATWE HIGH	12	12	9	75,00%
3	DR. R.S. MOMPATI	31	GREATER TAUNG	WALTER LETSIE	82	43	32	74,42%
1	BOJANALA	13	MOSES KOTANE	LANGA-LA-SEMBO HIGH	53	39	29	74,36%
4	NGAKA M. MOLEMA	41	DITSBOTLA	BAITSHOKI SENIOR	107	84	62	73,81%
4	NGAKA M. MOLEMA	41	DITSBOTLA	REGOLOTSWE HIGH	60	45	33	73,33%
4	NGAKA M. MOLEMA	44	RAMOTSHERE MOILOA	NTEBOGANG	38	30	22	73,33%
3	DR. R.S. MOMPATI	32	KAGISANO MOLOPO	MODISE KANONO	14	11	8	72,73%
1	BOJANALA	15	RUSTENBURG	SEKETE IV HIGH	148	146	106	72,60%
3	DR. R.S. MOMPATI	35	LEKWA-TEEMANE	BLOEMHOF COMBINED	43	43	31	72,09%
2	DR. K. KAUNDA	21	MATLOSANA	THUTO THEBE	52	32	23	71,88%
4	NGAKA M. MOLEMA	43	RATLOU	MMOLEDI HIGH	63	39	28	71,79%
4	NGAKA M. MOLEMA	41	DITSBOTLA	LICHTENBURG ENGLISH	35	35	25	71,43%
4	NGAKA M. MOLEMA	43	RATLOU	KHUMOSEJO	57	35	25	71,43%
4	NGAKA M. MOLEMA	44	RAMOTSHERE MOILOA	SAKALENGWE HIGH	10	7	5	71,43%
2	DR. K. KAUNDA	21	MATLOSANA	TSHEBEDISANO	226	148	105	70,95%
4	NGAKA M. MOLEMA	41	DITSBOTLA	BOPHIRIMA	114	92	65	70,65%
4	NGAKA M. MOLEMA	45	TSWAING	REALEKA	141	109	77	70,64%
2	DR. K. KAUNDA	22	JB MARKS	BOITSHOKO HIGH	168	125	88	70,40%
1	BOJANALA	11	MADIBENG	FUMANE	130	121	85	70,25%
4	NGAKA M. MOLEMA	41	DITSBOTLA	F M RAMABOEA TECHN & COMM	69	47	33	70,21%
4	NGAKA M. MOLEMA	42	MAHIKENG	MAANO	35	30	21	70,00%

Schools with a Pass Rate below 70%

Schools with a Pass Rate below 70%								
District No	District	SD no	Sub District	Centre	Entered	Wrote	Total Achieved	Pass %
4	NGAKA M. MOLEMA	41	DITSOBOTLA	MORE	77	46	32	69,57%
4	NGAKA M. MOLEMA	41	DITSOBOTLA	J M LEKGETHA COMMERCIAL	137	104	72	69,23%
1	BOJANALA	13	MOSES KOTANE	RAMOTSHODI HIGH	42	29	20	68,97%
1	BOJANALA	13	MOSES KOTANE	MPHELA MIDDLE	18	16	11	68,75%
3	DR. R.S. MOMPATI	32	KAGISANO MOLOPO	RADITSHANE	29	16	11	68,75%
1	BOJANALA	15	RUSTENBURG	MATETENENE HIGH	116	95	65	68,42%
3	DR. R.S. MOMPATI	35	LEKWA-TEEMANE	GAOPALELWE	142	98	67	68,37%
2	DR. K. KAUNDA	22	JB MARKS	POELANO HIGH	83	60	41	68,33%
4	NGAKA M. MOLEMA	41	DITSOBOTLA	TAU-RAPULANA HIGH	146	99	67	67,68%
3	DR. R.S. MOMPATI	31	GREATER TAUNG	PUDUMONG	124	86	58	67,44%
4	NGAKA M. MOLEMA	44	RAMOTSHERE MOILOA	IKAGELENG HIGH	105	61	41	67,21%
4	NGAKA M. MOLEMA	44	RAMOTSHERE MOILOA	MOTSAALORE	85	70	47	67,14%
1	BOJANALA	13	MOSES KOTANE	KWENA TLASE	83	82	55	67,07%
2	DR. K. KAUNDA	21	MATLOSANA	MMOKENG	143	130	87	66,92%
2	DR. K. KAUNDA	21	MATLOSANA	VAAL REEFS TECHNICAL	160	120	80	66,67%
4	NGAKA M. MOLEMA	42	MAHIKENG	MOLELWANE	152	111	74	66,67%
3	DR. R.S. MOMPATI	31	GREATER TAUNG	KEBINELANG	49	45	30	66,67%
3	DR. R.S. MOMPATI	31	GREATER TAUNG	SEOLESENG	19	15	10	66,67%
4	NGAKA M. MOLEMA	41	DITSOBOTLA	GABORONE	18	15	10	66,67%
4	NGAKA M. MOLEMA	44	RAMOTSHERE MOILOA	NIETVERDIEND COMBINED	27	20	13	65,00%
1	BOJANALA	15	RUSTENBURG	MATALE	44	42	27	64,29%
1	BOJANALA	12	MORETELE	LOBANG HIGH	14	14	9	64,29%
3	DR. R.S. MOMPATI	35	LEKWA-TEEMANE	KROMELLENBOOG COMBINED	37	36	23	63,89%
4	NGAKA M. MOLEMA	45	TSWAING	KEJAKILE	8	8	5	62,50%
3	DR. R.S. MOMPATI	32	KAGISANO MOLOPO	BORE	83	69	43	62,32%
1	BOJANALA	16	KGETLENG RIVER	MOEDWIL	59	58	36	62,07%
3	DR. R.S. MOMPATI	31	GREATER TAUNG	LETLHOGILE	74	72	44	61,11%
4	NGAKA M. MOLEMA	45	TSWAING	LERETLETSE-LESEDI	65	46	28	60,87%
3	DR. R.S. MOMPATI	31	GREATER TAUNG	KGOSIETSE-LETHOLA MIDDLE	67	49	29	59,18%
3	DR. R.S. MOMPATI	31	GREATER TAUNG	REIVILO COMBINED PUBLIC	39	36	21	58,33%
2	DR. K. KAUNDA	22	JB MARKS	PROMOSA	100	81	46	56,79%
1	BOJANALA	13	MOSES KOTANE	RAMOROKO	23	23	13	56,52%
4	NGAKA M. MOLEMA	42	MAHIKENG	SETLOPO SCIENCE and COMM	91	87	49	56,32%
1	BOJANALA	15	RUSTENBURG	HARMONY CHRISTIAN	9	9	5	55,56%
2	DR. K. KAUNDA	21	MATLOSANA	ALABAMA COMBINED	73	66	36	54,55%
2	DR. K. KAUNDA	21	MATLOSANA	ALABAMA	154	93	47	50,54%
4	NGAKA M. MOLEMA	43	RATLOU	G S PHOI HIGH	72	36	18	50,00%
3	DR. R.S. MOMPATI	31	GREATER TAUNG	REEMEKATHATA	40	30	14	46,67%
3	DR. R.S. MOMPATI	32	KAGISANO MOLOPO	PICA PAU HIGH	30	29	12	41,38%
4	NGAKA M. MOLEMA	43	RATLOU	MOTHUSI MARUMOLOA	32	32	13	40,63%
3	DR. R.S. MOMPATI	35	LEKWA-TEEMANE	VAALOEWER	31	15	6	40,00%
4	NGAKA M. MOLEMA	42	MAHIKENG	TLAMELANG SPECIAL	12	11	4	36,36%
3	DR. R.S. MOMPATI	32	KAGISANO MOLOPO	KGOSITHEBE COMBINED	29	22	5	22,73%

Schools below 70% pass rate per Sub District

Schools below 70% pass rate per Sub District												
No	District	SD no	Sub District	Centre	Pro-gres sed	Enter	Wrote	Bache-lor	Diplo ma	H-Cert	Total Achieved	Pass %
1	BOJANALA	12	MORETELE	LOBANG HIGH	0	14	14	3	2	4	9	64,29%
1	BOJANALA	13	MOSES KOTANE	RAMOTSHODI HIGH	15	42	29	6	5	9	20	68,97%
1	BOJANALA	13	MOSES KOTANE	MPHELA MIDDLE	4	18	16	2	7	2	11	68,75%
1	BOJANALA	13	MOSES KOTANE	KWENA TLASE	17	83	82	14	19	22	55	67,07%
1	BOJANALA	13	MOSES KOTANE	RAMOROKO	8	23	23	1	7	5	13	56,52%
1	BOJANALA	15	RUSTENBURG	MATETENENE	20	116	95	24	26	15	65	68,42%
1	BOJANALA	15	RUSTENBURG	MATALE	15	44	42	8	5	14	27	64,29%
1	BOJANALA	15	RUSTENBURG	HARMONY CHRISTIAN	0	9	9	0	1	4	5	55,56%
1	BOJANALA	16	KGETLENG RIVER	MOEDWIL	21	59	58	3	25	8	36	62,07%
2	DR. K. KAUNDA	21	MATLOSANA	MMOKENG	12	143	130	31	29	27	87	66,92%
2	DR. K. KAUNDA	21	MATLOSANA	VAAL REEFS TECH	44	160	120	30	24	26	80	66,67%
2	DR. K. KAUNDA	21	MATLOSANA	ALABAMA COMBINED	3	73	66	7	25	4	36	54,55%
2	DR. K. KAUNDA	21	MATLOSANA	ALABAMA	62	154	93	7	36	4	47	50,54%
2	DR. K. KAUNDA	22	JB MARKS	POELANO HIGH	23	83	60	10	11	20	41	68,33%
2	DR. K. KAUNDA	22	JB MARKS	PROMOSA	25	100	81	5	25	16	46	56,79%
3	DR. R.S. MOMPATI	31	GREATER TAUNG	PUDUMONG	52	124	86	6	24	28	58	67,44%
3	DR. R.S. MOMPATI	31	GREATER TAUNG	KEBINELANG	5	49	45	12	12	6	30	66,67%
3	DR. R.S. MOMPATI	31	GREATER TAUNG	SEOLESENG	4	19	15	3	7	0	10	66,67%
3	DR. R.S. MOMPATI	31	GREATER TAUNG	LETLHOGILE	10	74	72	14	17	13	44	61,11%
3	DR. R.S. MOMPATI	31	GREATER TAUNG	KGOSIETSI-LETHOLA	17	67	49	4	12	13	29	59,18%
3	DR. R.S. MOMPATI	31	GREATER TAUNG	REIVILO COMBINED	3	39	36	3	15	3	21	58,33%
3	DR. R.S. MOMPATI	31	GREATER TAUNG	REEMEKATHATA	12	40	30	1	6	7	14	46,67%
3	DR. R.S. MOMPATI	32	KAGISANO MOLOPO	RADITSHANE	14	29	16	3	1	7	11	68,75%
3	DR. R.S. MOMPATI	32	KAGISANO MOLOPO	BORE	13	83	69	5	21	17	43	62,32%
3	DR. R.S. MOMPATI	32	KAGISANO MOLOPO	PICA PAU HIGH	1	30	29	4	4	4	12	41,38%
3	DR. R.S. MOMPATI	32	KAGISANO MOLOPO	KGOSITHEBE COMB	5	29	22	0	1	4	5	22,73%
3	DR. R.S. MOMPATI	35	LEKWA-TEEMANE	GAOPALELWE	46	142	98	26	23	18	67	68,37%
3	DR. R.S. MOMPATI	35	LEKWA-TEEMANE	KROMELLENBOOG	1	37	36	3	12	8	23	63,89%
3	DR. R.S. MOMPATI	35	LEKWA-TEEMANE	VAALOEWER	20	31	15	0	3	3	6	40,00%
4	N M. MOLEMA	41	DITSOBOTLA	MORE	31	77	46	5	15	12	32	69,57%
4	N M. MOLEMA	41	DITSOBOTLA	J M LEKGETHA COMM	70	137	104	26	34	12	72	69,23%
4	N M. MOLEMA	41	DITSOBOTLA	TAU-RAPULANA HIGH	63	146	99	16	25	26	67	67,68%
4	N M. MOLEMA	41	DITSOBOTLA	GABORONE	4	18	15	1	4	5	10	66,67%
4	N M. MOLEMA	42	MAHIKENG	MOLELWANE	48	152	111	17	34	23	74	66,67%
4	N M. MOLEMA	42	MAHIKENG	SETLOPO	5	91	87	13	21	15	49	56,32%
4	N M. MOLEMA	42	MAHIKENG	TLAMELANG SPECIAL	6	12	11	1	1	0	4	36,36%
4	N M. MOLEMA	43	RATLOU	G S PHOI HIGH	35	72	36	4	7	7	18	50,00%
4	N M. MOLEMA	43	RATLOU	M. MARUMOLOA	2	32	32	2	4	7	13	40,63%
4	N M. MOLEMA	44	R MOILOA	IKAGELENG HIGH	45	105	61	16	20	5	41	67,21%
4	N M. MOLEMA	44	R MOILOA	MOTSAALORE	13	85	70	8	22	17	47	67,14%
4	N M. MOLEMA	44	R MOILOA	NIETVERDIEND COMBI	3	27	20	4	5	4	13	65,00%
4	N M. MOLEMA	45	TSWAING	KEJAKILE	2	8	8	1	3	1	5	62,50%
4	N M. MOLEMA	45	TSWAING	LERETLETSE-LESEDI	20	65	46	8	10	10	28	60,87%

Centres with 100 And More Learners

Centres with 100 and more learners									
Dis no	District Name	SD no	SD Name	Centre Name	Progressed	Entered	Wrote	Total Achieved	Pass %
1	BOJANALA	15	RUSTENBURG	BOITEKONG	34	297	286	223	77,97%
1	BOJANALA	15	RUSTENBURG	RUSTENBURG HIGH	6	274	273	260	95,24%
4	NGAKA M. MOLEMA	41	DITSOBOTLA	GAETSHO HIGH	123	250	165	130	78,79%
1	BOJANALA	15	RUSTENBURG	PRES MANGOPE TECH	3	239	239	239	100,00%
1	BOJANALA	11	MADIBENG	BOTLHABELO HIGH	95	230	169	142	84,02%
2	DR. K. KAUNDA	21	MATLOSANA	TSHEBEDISANO	78	226	148	105	70,95%
4	NGAKA M. MOLEMA	44	RAMOTSHERE MOILOA	RAMOTSHERE HIGH	33	218	193	172	89,12%
2	DR. K. KAUNDA	21	MATLOSANA	NKANG-MAHLALE	65	218	155	121	78,06%
2	DR. K. KAUNDA	21	MATLOSANA	H T S KLERKSDORP	6	212	211	183	86,73%
2	DR. K. KAUNDA	20	MAQUASSI HILLS	GATELAPELE	97	212	127	107	84,25%
1	BOJANALA	15	RUSTENBURG	KGATSHENG-THABISO	42	198	156	120	76,92%
1	BOJANALA	15	RUSTENBURG	TLHABANE TECH & COMM	0	196	192	182	94,79%
1	BOJANALA	15	RUSTENBURG	GRENVILLE HIGH	1	183	182	166	91,21%
1	BOJANALA	16	KGETLENG RIVER	MPHE-BANA	19	175	161	142	88,20%
1	BOJANALA	13	MOSES KOTANE	J M NTSIME	6	175	175	143	81,71%
1	BOJANALA	11	MADIBENG	THUTO-PELE HIGH	90	174	100	91	91,00%
1	BOJANALA	15	RUSTENBURG	BERGSIG HIGH	0	171	170	170	100,00%
2	DR. K. KAUNDA	21	MATLOSANA	KLERKSDORP HIGH	1	171	167	165	98,80%
4	NGAKA M. MOLEMA	42	MAHIKENG	BATSWANA HIGH	25	171	154	139	90,26%
4	NGAKA M. MOLEMA	44	RAMOTSHERE MOILOA	MOTSWEDI HIGH	21	170	162	143	88,27%
2	DR. K. KAUNDA	21	MATLOSANA	ARE-FADIMEHENG	48	169	119	93	78,15%
1	BOJANALA	15	RUSTENBURG	SUNRISE VIEW	0	168	168	165	98,21%
4	NGAKA M. MOLEMA	42	MAHIKENG	MMABATHO HIGH	6	168	167	157	94,01%
2	DR. K. KAUNDA	22	JB MARKS	BOITSHOKO HIGH	51	168	125	88	70,40%
2	DR. K. KAUNDA	21	MATLOSANA	BORAKANELO	11	167	152	139	91,45%
1	BOJANALA	15	RUSTENBURG	H F TLOU HIGH	2	163	161	153	95,03%
4	NGAKA M. MOLEMA	41	DITSOBOTLA	LICHTENBURG HIGH	1	160	160	155	96,88%
2	DR. K. KAUNDA	21	MATLOSANA	VAAL REEFS TECHN HIGH	44	160	120	80	66,67%
2	DR. K. KAUNDA	21	MATLOSANA	MATLHALONG HIGH	61	159	96	76	79,17%
4	NGAKA M. MOLEMA	42	MAHIKENG	BAROLONG HIGH	62	157	124	116	93,55%
1	BOJANALA	15	RUSTENBURG	IKETLETSO	0	156	154	152	98,70%
1	BOJANALA	11	MADIBENG	HARTBEESPOORT HIGH	0	155	154	151	98,05%
4	NGAKA M. MOLEMA	43	RATLOU	BOITHAPOO HIGH	67	155	98	88	89,80%
2	DR. K. KAUNDA	22	JB MARKS	POTCH GIMNASIUM	0	154	154	154	100,00%
2	DR. K. KAUNDA	21	MATLOSANA	ALABAMA	62	154	93	47	50,54%
2	DR. K. KAUNDA	21	MATLOSANA	WESVALIA HIGH	0	153	153	153	100,00%
2	DR. K. KAUNDA	22	JB MARKS	B A SEOBI	11	153	144	142	98,61%
4	NGAKA M. MOLEMA	42	MAHIKENG	MOLELWANE	48	152	111	74	66,67%
1	BOJANALA	11	MADIBENG	JOHANE MOKOLOBETSI	51	151	144	139	96,53%
1	BOJANALA	15	RUSTENBURG	RAUWANE SEPENG SEN	16	151	141	112	79,43%
1	BOJANALA	11	MADIBENG	WAGPOS HIGH	0	150	149	142	95,30%
3	DR. R.S. MOMPATI	34	MAMUSA	ITSHUPENG	113	149	93	79	84,95%
2	DR. K. KAUNDA	22	JB MARKS	HOER VOLKSKOOL	0	148	147	146	99,32%
1	BOJANALA	15	RUSTENBURG	SEKETE IV HIGH	0	148	146	106	72,60%
2	DR. K. KAUNDA	22	JB MARKS	THUTO-BOSWA	69	146	82	76	92,68%
4	NGAKA M. MOLEMA	41	DITSOBOTLA	TAU-RAPULANA HIGH	63	146	99	67	67,68%
1	BOJANALA	15	RUSTENBURG	GRENSWAG HIGH	2	145	139	117	84,17%
1	BOJANALA	15	RUSTENBURG	GEELHOUT PARK	21	145	121	97	80,17%
2	DR. K. KAUNDA	21	MATLOSANA	MMOKENG	12	143	130	87	66,92%
3	DR. R.S. MOMPATI	35	LEKWA-TEEMANE	GAOPALELWE	46	142	98	67	68,37%
4	NGAKA M. MOLEMA	45	TSWAING	REALEKA	51	141	109	77	70,64%
4	NGAKA M. MOLEMA	42	MAHIKENG	KEBALEPILE JUN	50	140	105	98	93,33%
2	DR. K. KAUNDA	21	MATLOSANA	SCHOONSPRUIT HIGH	5	140	133	120	90,23%
4	NGAKA M. MOLEMA	41	DITSOBOTLA	J M LEKGETHA COMM HIGH	70	137	104	72	69,23%
1	BOJANALA	11	MADIBENG	MOTHOTLUNG	57	135	82	77	93,90%
4	NGAKA M. MOLEMA	43	RATLOU	IKOPANYENG	71	135	70	63	90,00%
2	DR. K. KAUNDA	21	MATLOSANA	NEW VISION	3	134	132	119	90,15%
3	DR. R.S. MOMPATI	34	MAMUSA	REABETSWE	10	133	122	110	90,16%
1	BOJANALA	15	RUSTENBURG	BOIKAGONG	70	133	120	103	85,83%
1	BOJANALA	13	MOSES KOTANE	ITUMELENG	62	132	73	65	89,04%
2	DR. K. KAUNDA	22	JB MARKS	H T S POTCH	5	132	132	109	82,58%
1	BOJANALA	15	RUSTENBURG	FREEDOM PARK	11	132	127	102	80,31%

Centres with 100 and more learners

Dis no	District Name	SD no	SD Name	Centre Name	Progressed	Entered	Wrote	Total Achieved	Pass %
1	BOJANALA	11	MADIBENG	TSOGO	10	130	121	117	96,69%
1	BOJANALA	11	MADIBENG	FUMANE	21	130	121	85	70,25%
2	DR. K. KAUNDA	21	MATLOSANA	MATLOSANE SEN	5	129	128	117	91,41%
1	BOJANALA	11	MADIBENG	MADIBA-A-TOLOANE HIGH	53	128	106	105	99,06%
4	NGAKA M. MOLEMA	43	RATLOU	MADIBOGO HIGH	94	126	72	64	88,89%
1	BOJANALA	15	RUSTENBURG	BAFOKENG HIGH	39	124	99	94	94,95%
3	DR. R.S. MOMPATI	31	GREATER TAUNG	PUDUMONG	52	124	86	58	67,44%
4	NGAKA M. MOLEMA	42	MAHIKENG	REDIBONE	35	122	102	94	92,16%
2	DR. K. KAUNDA	21	MATLOSANA	MILNER HIGH	2	122	122	105	86,07%
1	BOJANALA	12	MORETELE	KGAPHAMADI	45	121	80	74	92,50%
1	BOJANALA	15	RUSTENBURG	MERITI	10	120	111	110	99,10%
2	DR. K. KAUNDA	21	MATLOSANA	TSHEDIMOSETSO	67	120	64	58	90,63%
3	DR. R.S. MOMPATI	33	NALEDI	BOPAGANANG PUBLIC	59	120	71	57	80,28%
1	BOJANALA	11	MADIBENG	BRITS HIGH	0	118	118	116	98,31%
2	DR. K. KAUNDA	20	MAQUASSI HILLS	LERUNTSE-LESEDI	45	118	92	86	93,48%
1	BOJANALA	11	MADIBENG	IKATISONG	6	118	111	90	81,08%
2	DR. K. KAUNDA	22	JB MARKS	BOTOKA COMPREHENSIVE	0	116	114	106	92,98%
1	BOJANALA	15	RUSTENBURG	MATETENENE HIGH	20	116	95	65	68,42%
1	BOJANALA	11	MADIBENG	MICHAEL MODISAKENG	11	115	97	91	93,81%
1	BOJANALA	12	MORETELE	MAMODIBO HIGH	18	114	106	103	97,17%
1	BOJANALA	12	MORETELE	MOLEBATSİ	31	114	86	81	94,19%
1	BOJANALA	11	MADIBENG	MMADIKETE LION	61	114	82	77	93,90%
2	DR. K. KAUNDA	22	JB MARKS	TLOKWE	19	114	107	81	75,70%
4	NGAKA M. MOLEMA	41	DITSOBOTLA	BOPHIRIMA	21	114	92	65	70,65%
4	NGAKA M. MOLEMA	42	MAHIKENG	SOL PLAATJE	4	113	111	99	89,19%
4	NGAKA M. MOLEMA	44	RAMOTSHERE MOILOA	REARABILWE	47	113	82	65	79,27%
1	BOJANALA	11	MADIBENG	MALATSE-MOTSEPE HIGH	37	112	83	79	95,18%
1	BOJANALA	15	RUSTENBURG	MMANAPE HIGH	17	112	100	94	94,00%
4	NGAKA M. MOLEMA	44	RAMOTSHERE MOILOA	ZEERUST HIGH	3	112	107	95	88,79%
2	DR. K. KAUNDA	22	JB MARKS	SEIPHEMELO	32	112	83	72	86,75%
1	BOJANALA	13	MOSES KOTANE	KGALATLOWE HIGH	6	112	106	86	81,13%
3	DR. R.S. MOMPATI	32	KAGISANO MOLOPO	TONG COMPREHENSIVE	22	111	88	86	97,73%
1	BOJANALA	13	MOSES KOTANE	MALEFO HIGH	24	111	90	87	96,67%
4	NGAKA M. MOLEMA	42	MAHIKENG	GOLF VIEW PARK HIGH	15	111	106	90	84,91%
1	BOJANALA	15	RUSTENBURG	KELEDİ	50	111	70	59	84,29%
4	NGAKA M. MOLEMA	44	RAMOTSHERE MOILOA	RAMATU HIGH	12	110	99	86	86,87%
1	BOJANALA	15	RUSTENBURG	CHARORA HIGH	40	109	92	89	96,74%
1	BOJANALA	11	MADIBENG	CENTRAL	3	109	108	94	87,04%
4	NGAKA M. MOLEMA	42	MAHIKENG	SETUM HIGH	67	108	46	42	91,30%
4	NGAKA M. MOLEMA	42	MAHIKENG	MOSİKARE	30	108	86	78	90,70%
3	DR. R.S. MOMPATI	31	GREATER TAUNG	MAATLA HIGH	21	108	89	76	85,39%
1	BOJANALA	15	RUSTENBURG	FIELDS COLLEGE	0	107	107	107	100,00%
3	DR. R.S. MOMPATI	32	KAGISANO MOLOPO	HUHUDI HIGH	25	107	84	84	100,00%
2	DR. K. KAUNDA	22	JB MARKS	PHIRI HIGH	58	107	59	55	93,22%
4	NGAKA M. MOLEMA	41	DITSOBOTLA	BAITSHOKI SENIOR	47	107	84	62	73,81%
1	BOJANALA	11	MADIBENG	TSHEPAGALANG HIGH	16	106	75	70	93,33%
2	DR. K. KAUNDA	21	MATLOSANA	THUTO-TSEBO	67	105	60	58	96,67%
1	BOJANALA	15	RUSTENBURG	REHUSEGILE	3	105	101	89	88,12%
1	BOJANALA	11	MADIBENG	HEBRON TECH & COMM	23	105	88	74	84,09%
4	NGAKA M. MOLEMA	44	RAMOTSHERE MOILOA	İKAGELENG HIGH	45	105	61	41	67,21%
1	BOJANALA	15	RUSTENBURG	MATSUKUBYANE	5	104	101	88	87,13%
3	DR. R.S. MOMPATI	35	LEKWA-TEEMANE	THUTO-LORE PUBLIC	31	104	78	67	85,90%
3	DR. R.S. MOMPATI	31	GREATER TAUNG	BATLHAPING HIGH	24	104	102	79	77,45%
1	BOJANALA	16	KGETLENG RIVER	REEBONE	23	103	95	84	88,42%
1	BOJANALA	15	RUSTENBURG	THETHE HIGH	14	102	95	89	93,68%
1	BOJANALA	15	RUSTENBURG	MATLHARE MOKAUTU HIGH	32	102	89	83	93,26%
1	BOJANALA	11	MADIBENG	ELE TSA	19	102	91	83	91,21%
1	BOJANALA	15	RUSTENBURG	H T S RUSTENBURG	7	102	100	87	87,00%
1	BOJANALA	13	MOSES KOTANE	MANAMAKGOTHA HIGH	0	102	99	85	85,86%
3	DR. R.S. MOMPATI	33	NALEDİ	VRYPURG HIGH	1	101	100	97	97,00%
1	BOJANALA	15	RUSTENBURG	TSHUKUDU HIGH	23	101	98	90	91,84%
3	DR. R.S. MOMPATI	31	GREATER TAUNG	PINAGARE HIGH	17	100	86	82	95,35%
1	BOJANALA	15	RUSTENBURG	ZINNI AVİLLİ	0	100	99	85	85,86%
2	DR. K. KAUNDA	21	MATLOSANA	VUYANIMAWETHU	21	100	77	63	81,82%
2	DR. K. KAUNDA	22	JB MARKS	PROMOSA	25	100	81	46	56,79%

Schools with more than 50% Degree Studies

Schools with more than 50% Degree Studies								
District no	District Name	SD no	Sub District	Centre Name	Entered	Wrote	Bachelor	% Degree Studies
2	DR. K. KAUNDA	21	MATLOSANA	AL-HUDA MUSLIM	16	16	16	100,00%
2	DR. K. KAUNDA	22	JB MARKS	POTCH GIRLS HIGH	74	74	69	93,24%
2	DR. K. KAUNDA	21	MATLOSANA	WESVALIA HIGH	153	153	138	90,20%
2	DR. K. KAUNDA	22	JB MARKS	POTCH GIMNASIUM	154	154	138	89,61%
2	DR. K. KAUNDA	22	JB MARKS	FERDINAND POSTMA	95	94	83	88,30%
4	NGAKA M. MOLEMA	44	R MOILOA	M. MANGOPE HIGH	26	26	22	84,62%
1	BOJANALA	15	RUSTENBURG	RUSTENBURG OPV KOLLEGE	42	38	32	84,21%
2	DR. K. KAUNDA	21	MATLOSANA	KLERKSDORP HIGH	171	167	133	79,64%
1	BOJANALA	13	MOSES KOTANE	ST ANNE'S HIGH	33	33	26	78,79%
1	BOJANALA	13	MOSES KOTANE	KGAMANYANE HIGH	15	14	11	78,57%
4	NGAKA M. MOLEMA	42	MAHIKENG	ST MARY'S	62	50	39	78,00%
1	BOJANALA	11	MADIBENG	HARTBEESPOORT	155	154	116	75,32%
2	DR. K. KAUNDA	22	JB MARKS	HOër VOLKSKOOL	148	147	110	74,83%
1	BOJANALA	11	MADIBENG	BRITS HIGH	118	118	86	72,88%
1	BOJANALA	11	MADIBENG	WAGPOS HIGH	150	149	105	70,47%
1	BOJANALA	15	RUSTENBURG	RUSTENBURG HIGH	274	273	192	70,33%
1	BOJANALA	15	RUSTENBURG	FIELDS COLLEGE	107	107	75	70,09%
4	NGAKA M. MOLEMA	41	DITSOBOTLA	LICHTENBURG HIGH	160	160	112	70,00%
3	DR. R.S. MOMPATI	33	NALEDI	TIGER KLOOF COMB	86	86	60	69,77%
1	BOJANALA	15	RUSTENBURG	NURAL-IMAN-MUSLIM	16	16	11	68,75%
2	DR. K. KAUNDA	20	MAQUASSI HILLS	WOLMARANSSTAD	68	66	45	68,18%
4	NGAKA M. MOLEMA	42	MAHIKENG	BOITSEANAPE TECH	99	66	45	68,18%
2	DR. K. KAUNDA	22	JB MARKS	B A SEOBI	153	144	98	68,06%
1	BOJANALA	11	MADIBENG	TSOGO	130	121	82	67,77%
4	NGAKA M. MOLEMA	45	TSWAINING	SANNIESHOF HIGH	31	31	21	67,74%
3	DR. R.S. MOMPATI	35	LEKWA-TEEMANE	CTHE BLIND	9	9	6	66,67%
1	BOJANALA	15	RUSTENBURG	BERGSIG HIGH	171	170	112	65,88%
3	DR. R.S. MOMPATI	33	NALEDI	STELLA HIGH	20	20	13	65,00%
2	DR. K. KAUNDA	22	JB MARKS	REGOROGILE COMB	10	8	5	62,50%
4	NGAKA M. MOLEMA	44	R. MOILOA	KUTLWANO COMB	14	8	5	62,50%
1	BOJANALA	16	KGETLENG RIVER	KOSTER HIGH	39	39	24	61,54%
1	BOJANALA	11	MADIBENG	ACADAMY CHRISTIAN	33	31	19	61,29%
1	BOJANALA	11	MADIBENG	MOTHOTLUNG	135	82	50	60,98%
3	DR. R.S. MOMPATI	32	KAGISANO MOLOPO	MORERI	60	48	29	60,42%
4	NGAKA M. MOLEMA	43	RATLOU	NTSHIDI	29	25	15	60,00%
4	NGAKA M. MOLEMA	42	MAHIKENG	MADIBA HIGH	17	15	9	60,00%
1	BOJANALA	13	MOSES KOTANE	GAOPOTLAKE	69	42	25	59,52%
1	BOJANALA	11	MADIBENG	MADIBA-A-TOLOANE	128	106	63	59,43%
1	BOJANALA	15	RUSTENBURG	LEROTHODI HIGH	43	38	22	57,89%
2	DR. K. KAUNDA	21	MATLOSANA	BORAKANELO	167	152	88	57,89%
4	NGAKA M. MOLEMA	45	TSWAINING	RAKGWEDI-BOKANG	70	42	24	57,14%
2	DR. K. KAUNDA	21	MATLOSANA	SCHOONSPRUIT	140	133	76	57,14%
4	NGAKA M. MOLEMA	42	MAHIKENG	CURRO MMB	68	65	37	56,92%
1	BOJANALA	15	RUSTENBURG	H F TLOU HIGH	163	161	91	56,52%
1	BOJANALA	11	MADIBENG	J. MOKOLOBETSI	151	144	81	56,25%
1	BOJANALA	11	MADIBENG	MEERHOF	9	9	5	55,56%
3	DR. R.S. MOMPATI	33	NALEDI	VRYBURG HIGH	101	100	55	55,00%
1	BOJANALA	11	MADIBENG	ST TERESA HIGH	52	44	24	54,55%
1	BOJANALA	13	MOSES KOTANE	MOTLHAPUTSENG	81	81	44	54,32%
1	BOJANALA	15	RUSTENBURG	IKETLETSO	156	154	83	53,90%
1	BOJANALA	15	RUSTENBURG	BAKWENA HIGH	82	82	44	53,66%
1	BOJANALA	12	MORETELE	MOLEBATSI	114	86	46	53,49%
1	BOJANALA	12	MORETELE	MAMODIBO HIGH	114	106	56	52,83%
1	BOJANALA	13	MOSES KOTANE	BATLENG HIGH	42	25	13	52,00%
4	NGAKA M. MOLEMA	45	TSWAINING	BAKOLOBENG	59	29	15	51,72%
1	BOJANALA	11	MADIBENG	MARUATONA DIKOBE	32	31	16	51,61%
1	BOJANALA	13	MOSES KOTANE	SEDIBELO	74	68	35	51,47%
3	DR. R.S. MOMPATI	31	GREATER TAUNG	JERRY MAHURA	54	35	18	51,43%
4	NGAKA M. MOLEMA	41	DITSOBOTLA	BODIBE	42	35	18	51,43%
1	BOJANALA	11	MADIBENG	JETHRO PELLE HIGH	55	41	21	51,22%

Schools with more than 50% Degree Studies

District no	District Name	SD no	Sub District	Centre Name	Entered	Wrote	Bachelor	% Degree Studies
4	NGAKA M. MOLEMA	42	MAHIKENG	SEJANKABO HIGH	52	41	21	51,22%
1	BOJANALA	15	RUSTENBURG	SUNRISE VIEW	168	168	86	51,19%
4	NGAKA M. MOLEMA	42	MAHIKENG	BOITSHOKO	72	57	29	50,88%
1	BOJANALA	11	MADIBENG	TSHEPAGALANG HIGH	106	75	38	50,67%
4	NGAKA M. MOLEMA	42	MAHIKENG	KEBALEPILE JUN	140	105	53	50,48%
3	DR. R.S. MOMPATI	31	GREATER TAUNG	JOSEPH SAKU MIDDLE	38	32	16	50,00%
4	NGAKA M. MOLEMA	44	RAMOTSHERE MOILOA	PHATLHOSO HIGH	12	12	6	50,00%
3	DR. R.S. MOMPATI	32	KAGISANO MOLOPO	REITSHOKILE INTERMEDIATE	13	10	5	50,00%
1	BOJANALA	11	MADIBENG	MOGALE	68	46	23	50,00%
3	DR. R.S. MOMPATI	32	KAGISANO MOLOPO	TSHIPIETSILE	38	24	12	50,00%
3	DR. R.S. MOMPATI	31	GREATER TAUNG	P H MOEKETSI AGRIC HIGH	54	52	26	50,00%
1	BOJANALA	12	MORETELE	KGAPHAMADI	121	80	40	50,00%
2	DR. K. KAUNDA	21	MATLOSANA	TSAMMA	79	60	30	50,00%
2	DR. K. KAUNDA	22	JB MARKS	VENTERSDORP HIGH	9	8	4	50,00%

Schools with 10 or more Subject Distinctions (Excluding Life Orientation)

Schools with 10 or more Subject Distinctions (Excluding Life Orientation)								
District no	District Name	SD no	Sub District Name	Centre Name	Subject entries	Subjects written	Distinctions	% Distinctions
1	BOJANALA	15	RUSTENBURG	RUSTENBURG HIGH	1654	1652	224	13,56%
2	DR. K. KAUNDA	22	JB MARKS	POTCH GIMNASIUM	940	940	166	17,66%
2	DR. K. KAUNDA	21	MATLOSANA	WESVALIA HIGH	919	919	142	15,45%
1	BOJANALA	11	MADIBENG	HARTBEESPOORT HIGH	931	925	142	15,35%
2	DR. K. KAUNDA	22	JB MARKS	FERDINAND POSTMA	582	581	113	19,45%
2	DR. K. KAUNDA	21	MATLOSANA	KLERKSDORP HIGH	1027	1007	108	10,72%
4	NGAKA M. MOLEMA	41	DITSOBOTLA	LICHTENBURG HIGH	960	960	99	10,31%
1	BOJANALA	11	MADIBENG	BRITS HIGH	708	708	91	12,85%
2	DR. K. KAUNDA	22	JB MARKS	HO&R VOLKSKOOL	891	888	85	9,57%
1	BOJANALA	11	MADIBENG	WAGPOS HIGH	900	894	81	9,06%
2	DR. K. KAUNDA	22	JB MARKS	POTCH GIRLS HIGH	448	448	76	16,96%
1	BOJANALA	15	RUSTENBURG	FIELDS COLLEGE	642	642	58	9,03%
1	BOJANALA	15	RUSTENBURG	BERGSIG HIGH	1027	1021	58	5,68%
4	NGAKA M. MOLEMA	42	MAHIKENG	MMABATHO HIGH	1009	1007	55	5,46%
1	BOJANALA	15	RUSTENBURG	H F TLOU HIGH	1141	1127	55	4,88%
2	DR. K. KAUNDA	21	MATLOSANA	H T S KLERKSDORP	1272	1270	47	3,70%
1	BOJANALA	15	RUSTENBURG	PRES MANGOPE TECH HIGH	1673	1673	42	2,51%
4	NGAKA M. MOLEMA	42	MAHIKENG	SOL PLAATJE	678	674	41	6,08%
1	BOJANALA	15	RUSTENBURG	ZINNIIVILLE	600	594	40	6,73%
2	DR. K. KAUNDA	21	MATLOSANA	SCHOONSPRUIT HIGH	840	815	39	4,79%
3	DR. R.S. MOMPATI	31	GREATER TAUNG	PINAGARE HIGH	600	561	36	6,42%
1	BOJANALA	11	MADIBENG	TSOGO	780	763	36	4,72%
4	NGAKA M. MOLEMA	42	MAHIKENG	BATSWANA HIGH COMMERCIAL	1026	985	36	3,65%
2	DR. K. KAUNDA	22	JB MARKS	B A SEOBI	918	893	32	3,58%
1	BOJANALA	11	MADIBENG	JOHANE MOKOLOBETSI	906	890	31	3,48%
3	DR. R.S. MOMPATI	33	NALEDI	VRYBURG HIGH	606	604	30	4,97%
2	DR. K. KAUNDA	21	MATLOSANA	BORAKANELO	1002	956	30	3,14%
4	NGAKA M. MOLEMA	44	RAMOTSHERE MOILOA	RAMOTSHERE HIGH	1308	1268	30	2,37%
4	NGAKA M. MOLEMA	44	RAMOTSHERE MOILOA	ZEERUST HIGH	676	670	29	4,33%
1	BOJANALA	15	RUSTENBURG	SUNRISE VIEW	1008	1008	28	2,78%
4	NGAKA M. MOLEMA	42	MAHIKENG	LETSATSING HIGH	252	245	25	10,20%
1	BOJANALA	12	MORETELE	ITHUTENG COMMERCIAL	492	471	23	4,88%
1	BOJANALA	15	RUSTENBURG	BOITEKONG	1782	1766	23	1,30%
1	BOJANALA	11	MADIBENG	MADIBA-A-TOLOANE HIGH	768	717	22	3,07%
2	DR. K. KAUNDA	21	MATLOSANA	AL-HUDA MUSLIM	96	96	20	20,83%
2	DR. K. KAUNDA	20	MAQUASSI HILLS	WOLMARANSSTAD HIGH	408	396	20	5,05%
1	BOJANALA	15	RUSTENBURG	MMANAPE HIGH	672	639	20	3,13%
2	DR. K. KAUNDA	21	MATLOSANA	VAAL REEFS TECHNICAL	960	835	20	2,40%
3	DR. R.S. MOMPATI	33	NALEDI	TIGER KLOOF COMBINED	516	516	19	3,68%
4	NGAKA M. MOLEMA	44	RAMOTSHERE MOILOA	MOTSWEDI HIGH	1020	1004	17	1,69%
2	DR. K. KAUNDA	21	MATLOSANA	CHRIS HANI	270	261	15	5,75%
3	DR. R.S. MOMPATI	34	MAMUSA	SCHWEIZER RENEKE	390	390	15	3,85%
1	BOJANALA	15	RUSTENBURG	BOIKAGONG	798	756	15	1,98%
1	BOJANALA	13	MOSES KOTANE	J M NTSIME	1225	1225	15	1,22%
4	NGAKA M. MOLEMA	41	DITSOBOTLA	GAETSHO HIGH	1500	1278	15	1,17%
3	DR. R.S. MOMPATI	33	NALEDI	STELLA HIGH	125	125	14	11,20%
4	NGAKA M. MOLEMA	42	MAHIKENG	MAFIKENG HIGH	540	537	14	2,61%
1	BOJANALA	11	MADIBENG	ELE TSA	612	592	14	2,36%
3	DR. R.S. MOMPATI	31	GREATER TAUNG	BATLHAPING HIGH	624	617	14	2,27%
2	DR. K. KAUNDA	21	MATLOSANA	NEW VISION	804	797	14	1,76%
2	DR. K. KAUNDA	21	MATLOSANA	NKANG-MAHLALE	1308	1177	14	1,19%
4	NGAKA M. MOLEMA	45	TSWAING	SANNIESHOF HIGH	187	187	13	6,95%
1	BOJANALA	16	KGETLENG RIVER	KOSTER HIGH	235	235	13	5,53%
4	NGAKA M. MOLEMA	42	MAHIKENG	ST MARY'S	372	345	13	3,77%
4	NGAKA M. MOLEMA	41	DITSOBOTLA	TSWELELOPELE HIGH	426	392	13	3,32%
4	NGAKA M. MOLEMA	44	RAMOTSHERE MOILOA	MPOLOKANG HIGH	444	411	13	3,16%
1	BOJANALA	13	MOSES KOTANE	SEDIBELO	444	428	13	3,04%
4	NGAKA M. MOLEMA	42	MAHIKENG	BOITSEANAPE TECH and COMM	594	496	13	2,62%
1	BOJANALA	11	MADIBENG	MICHA KGASI HIGH	564	535	13	2,43%

Schools with 10 or more Subject Distinctions (Excluding Life Orientation)

District no	District Name	SD no	Sub District Name	Centre Name	Subject entries	Subjects written	Distinctions	% Distinctions
1	BOJANALA	13	MOSES KOTANE	MALEFO HIGH	666	595	13	2,18%
1	BOJANALA	11	MADIBENG	HEBRON TECH AND COMM	630	599	13	2,17%
1	BOJANALA	15	RUSTENBURG	H T S RUSTENBURG	612	605	13	2,15%
4	NGAKA M. MOLEMA	44	RAMOTSHERE MOILOA	RAMATU HIGH	660	632	13	2,06%
2	DR. K. KAUNDA	22	JB MARKS	BOTOKA COMPREHENSIVE	696	693	13	1,88%
1	BOJANALA	15	RUSTENBURG	GEELHOUT PARK	870	785	13	1,66%
1	BOJANALA	15	RUSTENBURG	GRENVILLE HIGH	1098	1097	13	1,19%
4	NGAKA M. MOLEMA	44	RAMOTSHERE MOILOA	MATTHEWS MANGOPE HIGH	164	164	12	7,32%
1	BOJANALA	15	RUSTENBURG	MERIDIAN RUSTENBURG	414	414	12	2,90%
1	BOJANALA	13	MOSES KOTANE	RAPHURELE HIGH	474	444	12	2,70%
4	NGAKA M. MOLEMA	41	DITSOBOTLA	BETHEL HIGH	558	553	12	2,17%
1	BOJANALA	11	MADIBENG	MALATSE-MOTSEPE HIGH	672	585	12	2,05%
1	BOJANALA	11	MADIBENG	MMADIKETE LION	684	599	12	2,00%
1	BOJANALA	11	MADIBENG	IKATISONG	708	697	12	1,72%
1	BOJANALA	11	MADIBENG	BOTLHABELO HIGH	1380	1202	12	1,00%
1	BOJANALA	15	RUSTENBURG	RUSTENBURG OPV KOLLEGE	252	244	11	4,51%
4	NGAKA M. MOLEMA	42	MAHIKENG	MOCOCE HIGH	294	286	11	3,85%
4	NGAKA M. MOLEMA	45	TSWAING	RAKGWEDI-BOKANG HIGH	420	351	11	3,13%
1	BOJANALA	12	MORETELE	MMANKALA TECH and COMM	486	481	11	2,29%
1	BOJANALA	12	MORETELE	MOLEBATSI	684	600	11	1,83%
2	DR. K. KAUNDA	20	MAQUASSI HILLS	LERUNTSE-LESEDI	708	635	11	1,73%
1	BOJANALA	12	MORETELE	KGAPHAMADI	726	640	11	1,72%
4	NGAKA M. MOLEMA	42	MAHIKENG	GOLF VIEW PARK HIGH	666	653	11	1,68%
2	DR. K. KAUNDA	21	MATLOSANA	MILNER HIGH	732	732	11	1,50%
1	BOJANALA	11	MADIBENG	THUTO-PELE HIGH	1044	846	11	1,30%
1	BOJANALA	15	RUSTENBURG	IKETLETSO	936	924	11	1,19%
1	BOJANALA	13	MOSES KOTANE	ST ANNE'S HIGH	198	198	10	5,05%
3	DR. R.S. MOMPATI	32	KAGISANO MOLOPO	MORERI	360	329	10	3,04%
2	DR. K. KAUNDA	21	MATLOSANA	KLERKSDORP	342	333	10	3,00%
4	NGAKA M. MOLEMA	42	MAHIKENG	CURRO ACADEMY MAHIKENG	408	399	10	2,51%
2	DR. K. KAUNDA	21	MATLOSANA	KANANA	498	411	10	2,43%
3	DR. R.S. MOMPATI	34	MAMUSA	ITSHUPENG	894	795	10	1,26%
2	DR. K. KAUNDA	21	MATLOSANA	ARE-FADIMEHENG	1014	885	10	1,13%

Top learners per specific subjects							
Subject Description	Final Mark	Surname	Names	District Name	Sub District Name	Centre Name	Quintile
ACCOUNTING Quintile 3 - 5	285.25	KANA	YASEERA	DR. R.S. MOMPATI	NALEDI	KISMET SEC	4
ACCOUNTING Quintile 1 - 2	262.45	MOTHUSI	OLETENG EDWARD	NGAKA M. MOLEMA	MAHIKENG	MOSIKARE SEC	1
AGRICULTURAL SCIENCES	267.89	MDODI	NKHOTHATSENG	BOJANALA	RUSTENBURG	THETHE HIGH SCHOOL	3
BUSINESS STUDIES	278.74	THULO	THABISO JOHANNES	BOJANALA	MADIBENG	MMADIKETE LION SCHOOL	1
ECONOMICS	278.70	MAKGAE	KENRIDGE ORATILE	DR. R.S. MOMPATI	KAGISANO	MONCHUSI SEC SCHOOL	2
GEOGRAPHY	285.21	KALABATANE	ODIRELENG JACOB	BOJANALA	RUSTENBURG	CHARORA HIGH SCHOOL	1
HISTORY	291.28	GAEHETE	DIMPHO GIVENESS	DR. R.S. MOMPATI	GREATER TAUNG	BATLHAPING HIGH SCHOOL	1
LIFE SCIENCES	286.75	MONCHWE	OMPHILE TSHEPAONE	NGAKA M. MOLEMA	RAMOTSHERE MOILOA	RAMOTSHERE HIGH SCHOOL	3
PHYSICAL SCIENCES	297.36						
MATHEMATICAL LITERACY	287.86	MUKOMBO	LENNON	BOJANALA	RUSTENBURG	RAUWANE SEPENG SEN SCHOOL	4
MATHEMATICS	285.64	VENTER	ARNO	BOJANALA	RUSTENBURG	RUSTENBURG HIGH SCHOOL	4
SETSWANA HOME LANGUAGE	265.27	KILELO	TISETSO PAULINAH	BOJANALA	MADIBENG	MACHADAM COMBINED SCHOOL	3

TOP GIRL IN MATHEMATICS & PHYSICAL SCIENCES										
Surname	Name	Centre Name	District Name	Sub District Name	Quintile	Subject	Final Mark	Subject	Final Mark	TOTAL
SCHAMREL	IMKE	WESVALIA HIGH	DR. K. KAUNDA	MATLOSANA	5	MATHEMATICS	269,51	PHYSICAL SCIENCES	287,85	557,36

TOP CANDIDATE WITH MORE THAN ONE TECHNICAL SUBJECT - AVERAGE MARK									
District	Sub District	Centre Name	Quintile	Surname	Names	Gender	Subject (Alpha)	Subject Total	Average
BOJANALA	RUSTENBURG	TLHABANE TECH & COMM HIGH	4	MAKO	KATLEGO TOKO	Male	Mechanical Technology (Automotive)	252,37	241,46
							Technical Sciences	246,82	
							Technical Mathematics	225,20	

TOP 5 PROGRESSED LEARNERS							
Region Name	District Name	Centre Name	Municipality	Quintile	Surname	Names	Total 6 Best Subjects
BOJANALA	RUSTENBURG	MMANAPE HIGH	RUSTENBURG	3	MODIBEDI	OLEBILE	1289
BOJANALA	MADIBENG	MMADIKETE LION SEC	MADIBENG	1	RAMAFUTHULE	KINGSLEY TUBATSI	1245
BOJANALA	MADIBENG	MADIBA-A-TOLOANE	MADIBENG	2	MOETI	PHEMELO	1241
BOJANALA	MADIBENG	THUTO-PELE HIGH	MADIBENG	3	TSHISELA	TUMELO GLADYS	1176
NGAKA M. MOLEMA	MAHIKENG	DANVILLE SEC	MAHIKENG	4	SIBANDA	DEBRA	1172

MERITORIOUS CANDIDATE - PERFORMING AGAINST ALL ODDS

District	Sub District	Centre Name	Municipality	Surname	Names	Total 6 Best Subjects
DR. R.S. MOMPATI	LEKWA-TEEMANE	CHRISTIANA SCHOOL FOR THE BLIND	GREATER TAUNG	KGOSIMORE	MOTLATSI	1695

TOP 3 POSITIONS IN EACH QUINTILE

Quintile	POSITION	SURNAME	NAME	CENTRE NAME	DISTRICT	SUB DISTRICT	GEN DER	TOTAL 6 BEST SUBJECTS
1	3	PUONGWE	GORATILE RAYMOND	BATLHAPING HIGH	DR. R.S. MOMPATI	GREATER TAUNG	M	1530
1	2	MATSHEDISO	KARABO	MATTHEWS MANGOPE HIGH	NGAKA MODIRI MOLEMA	RAMOTSHERE MOILOA	M	1538
1	1	KALABATANE	ODIRELENG JACOB	CHARORA HIGH	BOJANALA	RUSTENBURG	M	1560
2	3	MODISE	REFILOE CHARMAINE	ZACHARIA MANKGATLENG SEC	BOJANALA	Moretele	F	1531
2	2	MAOKO	OARABILE FAITH	ELESA SEC	BOJANALA	MADIBENG	F	1537
2	1	LEBOKO	ZANDILE TEBHOHO	ELESA SEC	BOJANALA	MADIBENG	F	1570
3	3	MADZIVANI	LIBERTY	THULARE HIGH	BOJANALA	Moretele	M	1588
3	2	DIKOBÉ	KEALEBOGA	ITHUTENG COMMERCIAL HIGH	BOJANALA	Moretele	M	1600
3	1	MONCHWE	OMPHILE TSHEPAONE INNOCENTIA	RAMOTSHERE HIGH	NGAKA MODIRI MOLEMA	RAMOTSHERE MOILOA	F	1613
4	3	VENTER	ARNO	RUSTENBURG HIGH	BOJANALA	RUSTENBURG	M	1646
4	2	DE BEER	MARCO JOHANNES	FERDINAND POSTMA	DR. K. KAUNDA	JB MARKS	M	1658
4	1	TERREBLANCHE	PIETER JOHANNES MULLER	FERDINAND POSTMA	DR. K. KAUNDA	JB MARKS	M	1667
5	4	OPPERMAN	TALITA JANIE	WESVALIA HIGH	DR. K. KAUNDA	MATLOSANA	F	1597
5	3	HAYES	ZENELLE	HARTBEESPOORT HIGH	BOJANALA	MADIBENG	F	1604
5	2	SCHAMREL	IMKE	WESVALIA HIGH	DR. K. KAUNDA	MATLOSANA	F	1649

OVERALL TOP LEARNER IN NORTH WEST PROVINCE

5	1	SCHOEMAN	ANDRIES LUKAS	HARTBEESPOORT HIGH	BOJANALA	MADIBENG	M	1695
---	---	----------	---------------	--------------------	----------	----------	---	------

Top 50 Positions Per Quintile

TOP 50 POSITIONS - QUINTILE 1								
Quintile	District	Sub District	Municipality	Centre Name	Surname	Names	Total 6 Best Subjects	Position
1	BOJANALA	RUSTENBURG	RUSTENBURG	CHARORA HIGH	KALABATANE	ODIRELENG JACOB	1560	1
1	NGAKA M. MOLEMA	RAMOTSHERE MOILOA	RAMOTSHERE MOILOA	MATTHEWS MANGOPE	MATSHEDISO	KARABO	1538	2
1	DR. R.S. MOMPATI	GREATER TAUNG	GREATER TAUNG	BATLHAPING HIGH	PUONGWE	GORATILE RAYMOND	1530	3
1	NGAKA M. MOLEMA	DITSOBOTLA	DITSOBOTLA	J M LEKGETHA HIGH	TAMBILEYO	TSHEPANG WILLIAM	1498	4
1	BOJANALA	MADIBENG	MADIBENG	KLIPGAT HIGH	KHOZA	KENEILWE	1492	5
1	NGAKA M. MOLEMA	RAMOTSHERE MOILOA	RAMOTSHERE MOILOA	MPOLOKANG HIGH	MOTEBE	OFENTSE FORTUNATE	1492	5
1	NGAKA M. MOLEMA	TSWAING	TSWAING	MAMORATWA	MOCHWAEDI	ELNAH MAPASEKA	1471	6
1	BOJANALA	MADIBENG	MADIBENG	LOT MASHIANE SEC	VON WILLIGH	REFENTSE	1457	7
1	DR. R.S. MOMPATI	KAGISANO MOLOPO	KAGISANO MOLOPO	MORERI SEC	NGWAKO	TUMISO KOPANO	1443	8
1	DR. R.S. MOMPATI	KAGISANO MOLOPO	KAGISANO MOLOPO	KGONONYANE HIGH	GAONAKALA	KOPANO	1442	9
1	BOJANALA	MOSES KOTANE	MOSES KOTANE	THEBE-YA-TLHAJWA	MOLEFE	GOITSEONA VERONICA	1440	10
1	DR. R.S. MOMPATI	GREATER TAUNG	GREATER TAUNG	BATLHAPING HIGH	DONDOLO	MUSA	1437	11
1	BOJANALA	MADIBENG	MADIBENG	MMADIKETE LION	THULO	THABISO JOHANNES	1434	12
1	BOJANALA		MORETELE	MOTSWATEMENG	SELEKA	OMOLEMO FAITH	1432	13
1	BOJANALA	RUSTENBURG	RUSTENBURG	MARIKANA HIGH	SHAI	ESEU LEFA	1406	14
1	BOJANALA	MADIBENG	MADIBENG	KLIPGAT HIGH	MKHONDO	BRADLEY	1405	15
1	BOJANALA	MADIBENG	BRITS	JOHANE MOKOLOBETSI	DILAWANE	RORISANG	1403	16
1	BOJANALA	MOSES KOTANE	MOSES KOTANE	LEROME SEC	MOOKETSI	BLESSING A REAOLEBOGA	1399	17
1	BOJANALA	MORETELE	MORETELE	BADUMEDI SEC	MALEKA	KELETSO PORTIA	1397	18
1	BOJANALA	MOSES KOTANE	MOSES KOTANE	BATLENG HIGH	NTSIME	REGOMODITSWE ABEL	1390	19
1	BOJANALA	MOSES KOTANE	MOSES KOTANE	KWENA TLASE	TSHOMA	TERTIA AMOGELANG	1388	20
1	NGAKA M. MOLEMA	RAMOTSHERE MOILOA	RAMOTSHERE MOILOA	MPOLOKANG HIGH	MOTSWERE	MALEBOGO SYLVESTER	1385	21
1	NGAKA M. MOLEMA	RAMOTSHERE MOILOA	RAMOTSHERE MOILOA	MATTHEWS MANGOPE	DITHATE	TSHIAMO EDWIN	1381	22
1	DR. R.S. MOMPATI	KAGISANO MOLOPO	KAGISANO	DITEHO SEC	DICHELWA	DIMPHO JOYCE	1380	23

TOP 50 POSITIONS - QUINTILE 1

Quintile	District	Sub District	Municipality	Centre Name	Surname	Names	Total 6 Best Subjects	Position
1	BOJANALA	MADIBENG	BRITS	JOHANE MOKOLOBETSI	MOTSHABI	AMOGELANG PRUDENCE	1379	24
1	DR. R.S. MOMPATI	GREATER TAUNG	GREATER TAUNG	BATLHAPING HIGH	MOSETLHE	BOTSHELO KNOWLEDGE	1376	25
1	DR. R.S. MOMPATI	KAGISANO MOLOPO	KAGISANO	DITEHO SEC	RUKERO	KEAOBAKA VINOLIA	1376	25
1	BOJANALA		MORETELE	LOALANE	MOHAJANE	LEBOGANG	1376	25
1	NGAKA M. MOLEMA	MAHIKENG	MAHIKENG	BATLOUNG SEC	MAKGALE	ORATILE	1373	26
1	DR. R.S. MOMPATI	GREATER TAUNG	GREATER TAUNG	BATLHAPING HIGH	GAEHETE	DIMPHO GIVENESS	1372	27
1	NGAKA M. MOLEMA	DITSOBOTLA	DITSOBOTLA	BAITSHOKISEC	PHILLIP	WASANJUKA REJOICE	1372	27
1	NGAKA M. MOLEMA	RAMOTSHERE MOILOA	RAMOTSHERE MOILOA	MPOLOKANG HIGH	SELETSWANE	ONTLAMETSE BLESSING	1372	27
1	DR. R.S. MOMPATI	LEKWA-TEEMANE	LEKWA TEEMANE	KROMELLENBOOG COMBINED	NKOSI	SISIMOGANG	1371	28
1	BOJANALA	MADIBENG	MADIBENG	MICHAEL MODISAKENG	MASWANGANYE	THABISO GLEN	1364	29
1	NGAKA M. MOLEMA	DITSOBOTLA	DITSOBOTLA	GAETSHO HIGH	MALAKAJE	TSHEGOFATSO CONNIE	1363	30
1	NGAKA M. MOLEMA	TSWAING	TSWAING	GEYSDORP SEC	MOKOENE	MPHO	1363	30
1	BOJANALA	MADIBENG	BRITS	JOHANE MOKOLOBETSI	KHONZA	THENJIWE	1360	31
1	DR. K. KAUNDA	MATLOSANA	MATLOSANA	LETLHASEDI COMB	PHOKELA	JABULANE	1360	31
1	DR. R.S. MOMPATI	GREATER TAUNG	GREATER TAUNG	BATLHAPING HIGH	SHUPING	LETLHOGONOLO	1355	32
1	DR. R.S. MOMPATI	GREATER TAUNG	GREATER TAUNG	MAATLA HIGH	GALEITSIWE	CHRISTOPHER PHETSO	1355	32
1	DR. R.S. MOMPATI	GREATER TAUNG	GREATER TAUNG	BATLHAPING HIGH	MOTSEMME	THABANG	1354	33
1	BOJANALA	MADIBENG	MADIBENG	JETHRO PELLE HIGH	TWALA	PLEASURE GUILTY	1347	34
1	BOJANALA	MADIBENG	MADIBENG	MICHAEL MODISAKENG	MUFHADI	LAVHELESANI CONIC	1346	35
1	BOJANALA	MADIBENG	BRITS	JOHANE MOKOLOBETSI	MPANE	MOGOMOTSI GEORGE	1344	36
1	DR. R.S. MOMPATI	KAGISANO MOLOPO	KAGISANO MOLOPO	KGONONYANE HIGH	ROOIBAADJIE	NONKULULEKO PETUNIA	1343	37
1	BOJANALA	MADIBENG	BRITS	JOHANE MOKOLOBETSI	RAMABOA	MZWAKHE GORDON	1340	38
1	BOJANALA	MOSES KOTANE	MOSES KOTANE	MALEFO HIGH	KGATSOETSOE	ELIZABETH KGOTHATSO	1339	39
1	BOJANALA	MOSES KOTANE	MOSES KOTANE	MALEFO HIGH	MOKHOMA	GADIFELE CHRISTINA	1337	40

TOP 50 POSITIONS - QUINTILE 1

Quintile	District	Sub District	Municipality	Centre Name	Surname	Names	Total 6 Best Subjects	Position
1	NGAKA M. MOLEMA	RAMOTSHERE MOILOA	RAMOTSHERE MOILOA	NIETVERDIEND COMBINED	MAFORA	OTSHEPENG CHARLES	1336	41
1	DR. K. KAUNDA	JB MARKS	POTCH	BOITSHOKO HIGH	PETHU	ANDILE	1335	42
1	BOJANALA	MADIBENG	MADIBENG	MICHAEL MODISAKENG	CHAUKE	NYIKO	1331	43
1	NGAKA M. MOLEMA	MAHIKENG	MAFIKENG	MASELWANYANE	MOCUMI	ELIAS GOITSEMODIMO	1327	44
1	DR. K. KAUNDA	MATLOSANA	MATLOSANA	LETLHASEDI COMB	BAAS	KELETSO	1325	45
1	NGAKA M. MOLEMA	MAHIKENG	MAHIKENG	MOSIKARE SEC	MOTHUSI	OLETENG EDWARD	1325	45
1	DR. R.S. MOMPATI	KAGISANO MOLOPO	KAGISANO MOLOPO	THUSO THEBE HIGH	LETLHAKU	OMOLEMO DOLLEN	1325	45
1	BOJANALA	RUSTENBURG	RUSTENBURG	KHAYALETU	MOKOPANELE	FIKILE JUNIOR	1322	46
1	BOJANALA	MORETELE	MORETELE	GASEITSIWE HIGH	MAKALLA	DORAH	1320	47
1	BOJANALA	MORETELE	MORETELE	LOALANE	MALEBYE	MMADIKGOMO GOITSEONA	1320	47
1	NGAKA M. MOLEMA	TSWAING	TSWAING	GEYSDORP SEC	MOATE	TSHIDISO	1318	48
1	DR. R.S. MOMPATI	KAGISANO MOLOPO	KAGISANO	DITEHO SEC	MOELENYANE	GAOPALELWE ALBERT	1316	49
1	BOJANALA	MOSES KOTANE	MOSES KOTANE	THEBE-YA-TLHAJWA	MAKGETLE	OMOGOLO	1313	50
1	DR. K. KAUNDA	MATLOSANA	MATLOSANA	LETLHASEDI COMBINED	MOHATSHE	BUHLE	1313	50
1	BOJANALA	MOSES KOTANE	MOSES KOTANE	SEWAGODIMO TECH AND COMM HIGH	MTESSI	THATO THEO	1313	50

TOP 50 POSITIONS - QUINTILE 2

Quintile	District	Sub District	Municipality	Centre Name	Surname	Names	Total 6 Best Subjects	Position
2	BOJANALA	MADIBENG	MADIBENG	ELESA SEC	LEBOKO	ZANDILE TEBHOHO	1570	1
2	BOJANALA	MADIBENG	MADIBENG	ELESA SEC	MAOKO	OARABILE FAITH	1537	2
2	BOJANALA			ZACHARIA MANKGATLENG	MODISE	REFILOE CHARMAINE	1531	3
2	NGAKA M. MOLEMA	TSWAING	TSWAING	BAKOLOBENG JUNIOR	ARMS	INNOCENT THUTO	1501	4
2	BOJANALA	MADIBENG	MADIBENG	MICHA KGASI HIGH	MATHOPE	SAMUEL MOETI	1490	5

TOP 50 POSITIONS - QUINTILE 2

Quintile	District	Sub District	Municipality	Centre Name	Surname	Names	Total 6 Best Subjects	Position
2	BOJANALA	RUSTENBURG	RUSTENBURG	LESELE SEC	MASHIFANE	MOELETSI KEVIN	1476	6
2	BOJANALA		MORETELE	MAMODIBO HIGH	APHANE	ASHLY OTLOTLENG	1457	7
2	DR. K. KAUNDA	MATLOSANA	MATLOSANA	MATLHALENG HIGH	NYAMANE	GIFT DANIEL	1456	8
2	NGAKA M. MOLEMA	DITSOBOTLA	DITSOBOTLA	AG MALEBE	CHELEMU	KEORAPETSE NELSON	1449	9
2	BOJANALA	MADIBENG	MADIBENG	MICHA KGASI HIGH	MABIZELA	THABANG KUTLWANO LION	1438	10
2	BOJANALA	RUSTENBURG	RUSTENBURG	BAKWENA HIGH	DEKE	LEBONE	1437	11
2	BOJANALA	MADIBENG	MADIBENG	MADIBA-A-TOLOANE	THAMAGE	KUTLWANO REJOICE	1432	12
2	DR. K. KAUNDA	MATLOSANA	MATLOSANA	THUTO-TSEBO SEC	MANOTO	TSHIRELETSO	1428	13
2	BOJANALA	MADIBENG	MADIBENG	MADIBA-A-TOLOANE	MATLALANE	LEBOGANG MERRIAM	1426	14
2	DR. K. KAUNDA	MATLOSANA	MATLOSANA	NKANG-MAHLALE SEC	SEREETSI	KAMOGELO	1424	15
2	BOJANALA	MADIBENG	MADIBENG	MADIBA-A-TOLOANE	MASHISHI	MOHAU RONNY	1423	16
2	BOJANALA	RUSTENBURG	RUSTENBURG	IKETLETSO SEC	BOTSI	TSHEPISO DORAH	1422	17
2	BOJANALA	KGETLENG RIVER	KGETLENG RIVER	MPHE-BANA SEC	MOTSUMI	OITSILE BEN	1415	18
2	BOJANALA	MORETELE	MORETELE	ALFRED MAUBANE	MATHE	TSHEPANG REVALDO	1410	19
2	NGAKA M. MOLEMA	MAHIKENG	NGAKA MODIRI MOLEMA	SETLOPO SCIENCE & COMM	SAMS	DENZIL KABELO	1407	20
2	NGAKA M. MOLEMA	RAMOTSHERE MOILOA	RAMOTSHERE MOILOA	JANGJO SEC	MAFORA	KEALEBOGA	1407	20
2	BOJANALA	MOSES KOTANE	MOSES KOTANE	KGALATLOWE HIGH	SIMONS	NELISIWE GLADYS	1401	21
2	NGAKA M. MOLEMA	TSWAING	TSWAING	RAKGWEDI-BOKANG HIGH	MELELWE	OMPHEMETSE	1397	22
2	DR. R.S. MOMPATI	KAGISANO MOLOPO	KAGISANO MOLOPO	TONG COMPREHENSIVE	TSHOMA	PROVIDANCE	1393	23
2	BOJANALA	RUSTENBURG	RUSTENBURG	IKETLETSO SEC	MODISE	TSHIRELETSO	1389	24
2	DR. R.S. MOMPATI	KAGISANO MOLOPO	KAGISANO MOLOPO	MONCHUSI SEC	MAKGAE	KENRIDGE ORATILE	1384	25
2	NGAKA M. MOLEMA	MAHIKENG	MAHIKENG	BAROLONG HIGH	MASHUPYE	THATO CALVIN	1382	26
2	NGAKA M. MOLEMA	RAMOTSHERE MOILOA	RAMOTSHERE MOILOA	MOKGAKALA HIGH	TSIBOGO	PAHORA VERONICA	1379	27
2	BOJANALA	MORETELE	MORETELE	KGAPHAMADI	MATSAU	GLENTON KAMOGELO	1379	27
2	BOJANALA	MORETELE	MORETELE	MOLEBATSI	MAPEKA	TENYIKO GIFT	1379	27
2	DR. R.S. MOMPATI	KAGISANO MOLOPO	KAGISANO MOLOPO	TSHIPIETSILE SEC	MATONG	BOITSHWARELO FORGIVENESS	1376	28
2	NGAKA M. MOLEMA	MAHIKENG	MAFIKENG	TIEGO TAWANA SEC	DUMANI	THEMBA	1374	29

TOP 50 POSITIONS - QUINTILE 2

Quintile	District	Sub District	Municipality	Centre Name	Surname	Names	Total 6 Best Subjects	Position
2	NGAKA M. MOLEMA	TSWAING	TSWAING	RAKGWEDI-BOKANG HIGH	KOBOEKAE	KATLEGO	1373	30
2	BOJANALA	RUSTENBURG	RUSTENBURG	IKETLETSO SEC	LETSHOENYO	JOHANNES THEJANE	1372	31
2	BOJANALA	MORETELE	MORETELE	KGAPHAMADI	VUKEYA	JOHN THAPELO	1359	32
2	BOJANALA	MORETELE	MORETELE	KGAPHAMADI	MOHOLANE	MOLEMO MOSES	1358	33
2	BOJANALA	MADIBENG	MADIBENG	MADIBA-A-TOLOANE	MATHONZI	MESHACK KAGISO	1358	33
2	DR. K. KAUNDA	MATLOSANA	MATLOSANA	THUTO-TSEBO SEC	CHABELI	TSHEPISO	1353	34
2	NGAKA M. MOLEMA	MAHIKENG	MAFIKENG	TIEGO TAWANA SEC	SIBANYONI	AGNES MAPULA	1352	35
2	BOJANALA	MORETELE	MORETELE	ALFRED MAUBANE	MASHABA	OFENTSE LIZZY	1351	36
2	NGAKA M. MOLEMA	TSWAING	TSWAING	RAKGWEDI-BOKANG HIGH	KGALAPA	TISETSO BENNET	1350	37
2	BOJANALA	MADIBENG	MADIBENG	MICHA KGASI HIGH	MOTAU	KENEILWE ROSE	1349	38
2	NGAKA M. MOLEMA	RAMOTSHERE MOILOA	RAMOTSHERE MOILOA	MOKGAKALA HIGH	NAGENG	OTENG	1347	39
2	BOJANALA		MORETELE	MAMODIBO HIGH	MABUZA	BAFANA SEPONONO	1347	39
2	NGAKA M. MOLEMA	TSWAING	TSWAING	RAKGWEDI-BOKANG	SOMPANE	KEKETSO BENNEDICT	1345	40
2	NGAKA M. MOLEMA	MAHIKENG	MAHIKENG	MOCOCE HIGH	NJATHU	BONGANI	1341	41
2	DR. R.S. MOMPATI	GREATER TAUNG	GREATER TAUNG	MOTSEMME SEC	KGOPE	MPHO ADORATION	1341	41
2	BOJANALA	MADIBENG	MADIBENG	DIPHETOGO SEC	MHLANGA	ROSE	1339	42
2	BOJANALA	KGETLENG RIVER	KGETLENGRIVIER	REEBONE	KGATSHE	GOBOITSHEPO JAIRUS	1332	43
2	DR. K. KAUNDA	MATLOSANA	MATLOSANA	MATLHALENG HIGH	MOKIJIMA	LEBOHANG	1332	43
2	NGAKA M. MOLEMA	RAMOTSHERE MOILOA	RAMOTSHERE MOILOA	JANGJO SEC	PHOKENG	REOIKANTSE	1331	44
2	DR. R.S. MOMPATI	KAGISANO MOLOPO	KAGISANO	MODISE KANONO SEC	MODISE	AMOGELANG	1327	45
2	BOJANALA	RUSTENBURG	RUSTENBURG	IKETLETSO SEC	KGOSIETSILE	KEITUMETSE NEO	1326	46
2	BOJANALA	MOSES KOTANE	MOSES KOTANE	MODISE SEC	MAJE	TSHIRELETSO WELHEMINA	1325	47
2	NGAKA M. MOLEMA	TSWAING	TSWAING	RAKGWEDI-BOKANG	MASIBI	MOTHUSI MOTLHABANE	1317	48
2	BOJANALA	MADIBENG	MADIBENG	ITSOSENG COMBINED	NYONI	LINDOKUHLE	1316	49
2	DR. K. KAUNDA	MATLOSANA	MATLOSANA	NKANG-MAHLALE SEC	TLHOTLHOMISANG	TSHIDISO WALTER	1315	50

TOP 50 POSITIONS - QUINTILE 3								
Quintile	District	Sub District	Municipality	Centre Name	Surname	Names	Total 6 Best Subjects	Position
3	NGAKA M. MOLEMA	RAMOTSHERE MOILOA	RAMOTSHERE MOILOA	RAMOTSHERE HIGH	MONCHWE	OMPHILE TSHEPAONE INNOCENTIA	1613	1
3	BOJANALA	MORETELE	MORETELE	ITHUTENG HIGH	DIKOBÉ	KEALEBOGA	1600	2
3	BOJANALA	MORETELE	MORETELE	THULARE HIGH	MADZIVANI	LIBERTY	1588	3
3	NGAKA M. MOLEMA	RAMOTSHERE MOILOA	RAMOTSHERE MOILOA	RAMOTSHERE HIGH	MONCHWE	OMPHEMETSE TSHEPO INNOCENT	1550	4
3	BOJANALA	MADIBENG	MADIBENG	TSOGO SEC	PULE	TSHEPANG JOHANNES	1546	5
3	BOJANALA	RUSTENBURG	RUSTENBURG	BOITEKONG	NYANGA	ASISIPHO	1533	6
3	BOJANALA	RUSTENBURG	RUSTENBURG	THETHE HIGH	MDODI	NKHOTHATSENG	1524	7
3	DR. K. KAUNDA	JB MARKS	POTCH	B A SEOBI SEC	CHABALALA	TSHOLOFELO	1523	8
3	NGAKA M. MOLEMA	RAMOTSHERE MOILOA	RAMOTSHERE MOILOA	MOTSWEDI HIGH	SEKANO	MOKGADI DESREE	1523	8
3	NGAKA M. MOLEMA	RAMOTSHERE MOILOA	RAMOTSHERE MOILOA	RAMOTSHERE HIGH	MOOKETSI	KATLEGO	1514	9
3	NGAKA M. MOLEMA	DITSOBOTLA	DITSOBOTLA	TSWELELOPELE HIGH	MOTLHAOLENG	MMATHAPELO	1513	10
3	DR. K. KAUNDA	MATLOSANA	MATLOSANA	TSHEBEDISANO SEC	DUBE	SIHLE JENNIFER	1507	11
3	BOJANALA	MADIBENG	MADIBENG	MMANOTSHE MODUANE HIGH	MOSUE	HLAMALANI EVA	1504	12
3	BOJANALA	MADIBENG	MADIBENG	TSOGO SEC	MMOTSA	MATILDA LERATO	1500	13
3	BOJANALA	RUSTENBURG	RUSTENBURG	H F TLOU HIGH	RATSHIKANA	LESEDI	1492	14
3	DR. K. KAUNDA	JB MARKS	POTCH	SEIPHEMELO SEC	RAMOTETE	REMMONE SAMUEL	1488	15
3	BOJANALA	MOSES KOTANE		SEDIBELO SEC	MARIRI	RETHABILE EMMANUEL	1485	16
3	BOJANALA	RUSTENBURG	RUSTENBURG	H F TLOU HIGH	SEDUMEDI	KOPANO DANIEL	1482	17
3	DR. K. KAUNDA	MATLOSANA	MATLOSANA	BORAKANELO SEC	LEKENA	MOLATEDI	1481	18
3	BOJANALA	MADIBENG	MADIBENG	RAKGATLA HIGH	LEPITA	THAPELO GEORGE	1476	19
3	BOJANALA	MADIBENG	MADIBENG	IKATISONG SEC	SUMBANI	TSAKANE	1474	20

TOP 50 POSITIONS - QUINTILE 3								
Quintile	District	Sub District	Municipality	Centre Name	Surname	Names	Total 6 Best Subjects	Position
3	NGAKA M. MOLEMA	RAMOTSHERE MOILOA	RAMOTSHERE MOILOA	MOTSWEDI HIGH	MENYATSOE	GALALETSANG AMOGELANG	1473	21
3	BOJANALA	MORETELE	MORETELE	ITHUTENG HIGH	RAMOTHIBEDI	MONDE EUGENE	1472	22
3	BOJANALA	RUSTENBURG	RUSTENBURG	TSHUKUDU HIGH	PHACO	SINOYOLO	1467	23
3	BOJANALA	MADIBENG	MADIBENG	TSOGO SEC	TLOU	TLHOLO ROMANE VICTORY	1465	24
3	NGAKA M. MOLEMA	RATLOU	RATLOU	OBUSITSE SEC	SEKONENYANE	LESEGO	1462	25
3	BOJANALA	MORETELE	MORETELE	ITHUTENG HIGH	MOTAUNG	THOBILE	1461	26
3	BOJANALA	RUSTENBURG	RUSTENBURG	H F TLOU HIGH	TSELAPEDI	OREFILE GIVEN	1458	27
3	BOJANALA	RUSTENBURG	RUSTENBURG	H F TLOU HIGH	LESEJANE	MORATI	1458	27
3	BOJANALA	RUSTENBURG	RUSTENBURG	LEROTHODI HIGH	TSELANE	KAMOGELO	1454	28
3	BOJANALA	RUSTENBURG	RUSTENBURG	H F TLOU HIGH	NDLOVU	SILIBAZISO BELINDA	1454	28
3	DR. R.S. MOMPATI	GREATER TAUNG	GREATER TAUNG	PINAGARE HIGH	BAOTLWAENG	KARABO OBUSITSE	1447	29
3	BOJANALA	RUSTENBURG	RUSTENBURG	H F TLOU HIGH	NXEQO	PEQUDANCE RORISANG	1446	30
3	BOJANALA	KGETLENG RIVER	KGETLENGRIVIER	KOSTER HIGH	BOTHA	MONIQUE	1445	31
3	BOJANALA	MADIBENG	MADIBENG	RAKGATLA HIGH	MAKAULA	LISAKHANYA	1443	32
3	BOJANALA	RUSTENBURG	RUSTENBURG	MMANAPE HIGH	MAKGAKA	THATO	1437	33
3	BOJANALA	RUSTENBURG	RUSTENBURG	RETHUSEGILE	MNYAMANA	NKOSI	1436	34
3	DR. K. KAUNDA	MATLOSANA	MATLOSANA	BORAKANELO SEC	MDZANGA	LETTIE	1436	34
3	BOJANALA	MADIBENG	MADIBENG	BOTLHABELO HIGH	MOKHINE	TSHEPANG PHOKANE	1433	35
3	BOJANALA	RUSTENBURG	RUSTENBURG	MOLOTLEGI SEC	MAHLABA	LEHLOHONOLO JUNIOR	1432	36
3	BOJANALA	MADIBENG	MADIBENG	HEBRON TECH & COMM HIGH	MAJATLADI	KENEILWE	1431	37
3	NGAKA M. MOLEMA	RATLOU	RATLOU	BOITHAPO HIGH	MOSIELENG	GOSEGO KESENOGILE	1428	38

TOP 50 POSITIONS - QUINTILE 3								
Quintile	District	Sub District	Municipality	Centre Name	Surname	Names	Total 6 Best Subjects	Position
3	BOJANALA	RUSTENBURG	RUSTENBURG	TSHUKUDU HIGH	KHUNOU	ONALENNA REFENTSE	1423	39
3	BOJANALA	RUSTENBURG	RUSTENBURG	MMANAPE HIGH	TLHOKOTSI	OARABILE ZELDA	1419	40
3	DR. K. KAUNDA	JB MARKS	POTCH	BOTOKA COMP	MATEBESI	TSHEPANG	1414	41
3	DR. K. KAUNDA	JB MARKS	POTCH	BOTOKA COMP	BANDE	ZINZI	1411	42
3	BOJANALA	RUSTENBURG	RUSTENBURG	H F TLOU HIGH	BOGATSU	KEAMOGETSE GLADWIN	1411	42
3	BOJANALA	MORETELE	MORETELE	MMANKALA TECH and COMM HIGH	MOCHALATSE	KUTLWANO	1410	43
3	NGAKA M. MOLEMA	RAMOTSHERE MOILOA	RAMOTSHERE MOILOA	RAMOTSHERE HIGH	MAPHUNYE	TEFO GODWILL	1410	43
3	BOJANALA	MADIBENG	MADIBENG	ST TERESA HIGH	MAKGOGA	ABRAM NKWANE	1407	44
3	BOJANALA	RUSTENBURG	RUSTENBURG	BOITEKONG	CHONGO	JORDAN	1407	44
3	DR. K. KAUNDA	MATLOSANA	MATLOSANA	BORAKANELO SEC	KHWELA	SIMNIKIWE	1407	44
3	BOJANALA	MADIBENG	MADIBENG	TSOGO SEC	SETSEPU	KARABO	1402	45
3	NGAKA M. MOLEMA	RAMOTSHERE MOILOA	RAMOTSHERE MOILOA	MOTSWEDI HIGH	BATLANG	KARABO	1401	46
3	NGAKA M. MOLEMA	RAMOTSHERE MOILOA	RAMOTSHERE MOILOA	RAMATU HIGH	MOKGOSI	KELEBEMANG TRUST	1398	47
3	DR. K. KAUNDA	MAQUASSI HILLS	MAQUASSI HILLS	GATELAPELE SEC	MOLOSI	ZOLILE	1397	48
3	DR. R.S. MOMPATI	GREATER TAUNG	GREATER TAUNG	PINAGARE HIGH	MOTLOGI	ONALERONA FAITH	1396	49
3	BOJANALA	RUSTENBURG	RUSTENBURG	MMANAPE HIGH	MATABOGE	KEAMOGETSE TAMIA	1394	50

TOP 50 POSITIONS - QUINTILE 4

Quintile	District	Sub District	Municipality	Centre Name	Surname	Names	Total 6 Best Subjects	Position
4	DR. K. KAUNDA	JB MARKS	POTCH	FERDINAND POSTMA	TERREBLANCHE	PIETER JOHANNES MULLER	1667	1
4	DR. K. KAUNDA	JB MARKS	POTCH	FERDINAND POSTMA	DE BEER	MARCO JOHANNES	1658	2
4	BOJANALA	RUSTENBURG	RUSTENBURG	RUSTENBURG HIGH	VENTER	ARNO	1646	3
4	DR. K. KAUNDA	JB MARKS	POTCH	POTCH GIRLS HIGH	WANG	YUNZHAO	1633	4
4	DR. K. KAUNDA	JB MARKS	POTCH	POTCH GIMNASIUM	NEETHLING	SHANI	1618	5
4	DR. K. KAUNDA	JB MARKS	POTCH	POTCH GIMNASIUM	STARK	BIANCA ELKE	1615	6
4	BOJANALA	RUSTENBURG	RUSTENBURG	RUSTENBURG HIGH	BLIGNAUT	JACOBUS ALBERTUS	1612	7
4	BOJANALA	RUSTENBURG	RUSTENBURG	RUSTENBURG HIGH	TERBLANCHE	STEPHAN HEINRICH	1608	8
4	BOJANALA	RUSTENBURG	RUSTENBURG	RUSTENBURG HIGH	BURGER	CARA	1605	9
4	DR. R.S. MOMPATI	NALEDI	NALEDI	STELLA HIGH	LAMONT	ANJA	1599	10
4	DR. R.S. MOMPATI	NALEDI	NALEDI	STELLA HIGH	BOTHA	MIENKE	1597	11
4	NGAKA M. MOLEMA	MAHIKENG	MAHIKENG	LETSATSING HIGH	MARUNGWANA	TIDIMALO KHANENE	1597	11
4	DR. K. KAUNDA	MATLOSANA	MATLOSANA	SCHOONSPRUIT HIGH	ROSSOUW	JOHANN ADAM	1595	12
4	DR. K. KAUNDA	JB MARKS	POTCH	FERDINAND POSTMA	LEVANETS	DARYNA ANATOLIEVNA	1594	13
4	BOJANALA	RUSTENBURG	RUSTENBURG	RUSTENBURG HIGH	VAN DER SANDT	BRADFORD GAVIN	1588	14
4	NGAKA M. MOLEMA	MAHIKENG	MAHIKENG	LETSATSING HIGH	RAMELA	REBAONE	1580	15
4	BOJANALA	RUSTENBURG	RUSTENBURG	RUSTENBURG HIGH	HARTMAN	ANDRE STEFANUS	1579	16
4	DR. K. KAUNDA	JB MARKS	POTCH	POTCH GIMNASIUM	JONKER	ELIZABETH JACOBA	1577	17
4	DR. K. KAUNDA	JB MARKS	POTCH	POTCH GIMNASIUM	KOORNHOF	GERHARDUS WILLEM	1574	18
4	BOJANALA	MADIBENG	MADIBENG	WAGPOS HIGH	VILJOEN	JOHANNES CORNELIUS	1572	19
4	DR. K. KAUNDA	JB MARKS	POTCH	POTCH GIMNASIUM	SMIT	REUBEN	1566	20
4	BOJANALA	MADIBENG	MADIBENG	BRITS HIGH	WERNER	RENE	1560	21
4	BOJANALA	MADIBENG	MADIBENG	BRITS HIGH	PENTZ	JOHN HENRY	1559	22
4	DR. K. KAUNDA	JB MARKS	POTCH	POTCH GIMNASIUM	BOTHA	AMIRA	1558	23

TOP 50 POSITIONS - QUINTILE 4

Quintile	District	Sub District	Municipality	Centre Name	Surname	Names	Total 6 Best Subjects	Position
4	DR. K. KAUNDA	JB MARKS	POTCH	POTCH GIMNASIUM	SMITH	SIMONE	1557	24
4	NGAKA M. MOLEMA	MAHIKENG	MAFIKENG	GOLF VIEW PARK HIGH	MUDZVENGI	TRIPHIN	1555	25
4	BOJANALA	RUSTENBURG	RUSTENBURG	RUSTENBURG HIGH	VORSTER	KRIS STEENKAMP	1555	25
4	DR. K. KAUNDA	JB MARKS	POTCH	POTCH GIMNASIUM	ECKLEY	ALANA ELIZABETH	1552	26
4	DR. K. KAUNDA	JB MARKS	POTCH	FERDINAND POSTMA	MOSS	ANGELEAH SARAH	1552	26
4	BOJANALA	MADIBENG	MADIBENG	WAGPOS HIGH	SCHOLTZ	JAN HENDRIK	1550	27
4	DR. K. KAUNDA	JB MARKS	POTCH	FERDINAND POSTMA	RASEMANE	LERATO	1547	28
4	DR. K. KAUNDA	JB MARKS	POTCH	POTCH GIMNASIUM	MAREE	ZANNE HETTIE	1547	28
4	DR. R.S. MOMPATI	NALEDI	NALEDI	KISMET SEC	KANA	YASEERA	1546	29
4	DR. K. KAUNDA	JB MARKS	POTCH	HOËR VOLKSKOOL	SCHOLTZ	JOANA	1542	30
4	DR. K. KAUNDA	JB MARKS	POTCH	HOËR VOLKSKOOL	COETZEE	ALISHA	1539	31
4	DR. K. KAUNDA	JB MARKS	POTCH	POTCH GIRLS HIGH	DURAND	JORDAN TYLA	1536	32
4	DR. K. KAUNDA	JB MARKS	POTCH	POTCH GIRLS HIGH	ALLY	MOMINA	1534	33
4	DR. K. KAUNDA	JB MARKS	POTCH	POTCH GIMNASIUM	KRUGER	JAN ABRAHAM	1531	34
4	NGAKA M. MOLEMA	MAHIKENG	MAFIKENG	SOL PLAATJE SEC	MORULE	OREFILE	1529	35
4	NGAKA M. MOLEMA	MAHIKENG	MAFIKENG	SOL PLAATJE SEC	SEAGISO	KGOTLHELELO MILLICENT	1529	35
4	BOJANALA	RUSTENBURG	RUSTENBURG	RUSTENBURG HIGH	PIETERSE	NIEKE JANE	1529	35
4	DR. K. KAUNDA	JB MARKS	POTCH	FERDINAND POSTMA	RANGATA	LESEGO MMULE	1524	36

TOP 50 POSITIONS - QUINTILE 4

Quintile	District	Sub District	Municipality	Centre Name	Surname	Names	Total 6 Best Subjects	Position
4	DR. K. KAUNDA	JB MARKS	POTCH	POTCH GIMNASIUM	STEYN	KARLI	1523	37
4	BOJANALA	RUSTENBURG	RUSTENBURG	FIELDS COLLEGE	VOGES	JOCHEN JONATHAN	1520	38
4	DR. K. KAUNDA	JB MARKS	POTCH	HOËR VOLKSKOOL	FOURIE	MADRI	1518	39
4	NGAKA M. MOLEMA	MAHIKENG	MAFIKENG	MMABATHO HIGH	NKO	TSHWANELO	1516	40
4	DR. R.S. MOMPATI	NALEDI	NALEDI	VRYBURG HIGH	TSATSI	BOKAMOSO	1515	41
4	BOJANALA	RUSTENBURG	RUSTENBURG	RUSTENBURG HIGH	COETZE	JANA ELIZE	1512	42
4	DR. K. KAUNDA	JB MARKS	POTCH	POTCH GIRLS HIGH	COMBRINK	MEGAN AMOR	1506	43
4	BOJANALA	MADIBENG	MADIBENG	BRITS HIGH	MARAIS	MICHELLE	1504	44
4	DR. K. KAUNDA	JB MARKS	POTCH	HOËR VOLKSKOOL	DU TOIT	DESIRIE	1501	45
4	BOJANALA	MADIBENG	MADIBENG	BRITS HIGH	BREEDT	ALTEMERIE	1500	46
4	BOJANALA	RUSTENBURG	RUSTENBURG	RUSTENBURG HIGH	MAHNECKE	SANDRA ELSA	1499	47
4	BOJANALA	RUSTENBURG	RUSTENBURG	RUSTENBURG HIGH	VAN STADEN	KARLA NADINE	1496	48
4	DR. K. KAUNDA	MATLOSANA	MATLOSANA	SCHOONSPRUIT HIGH	VAN DER MERWE	FRANS HENDRIK	1495	49
4	DR. K. KAUNDA	MAQUASSI HILLS	MAQUASSI HILLS	WOLMARANSSTAD	VAN DER COLF	ANNEMI	1494	50

TOP 50 POSITIONS - QUINTILE 5

Quintile	District	Sub District	Municipality	Centre Name	Surname	Names	Total 6 Best Subjects	Position
5	BOJANALA	MADIBENG	MADIBENG	HARTBEESPOORT HIGH	SCHOEMAN	ANDRIES LUKAS	1695	1
5	DR. K. KAUNDA	MATLOSANA	MATLOSANA	WESVALIA HIGH	SCHAMREL	IMKE	1649	2
5	BOJANALA	MADIBENG	MADIBENG	HARTBEESPOORT HIGH	HAYES	ZENELLE	1604	3
5	DR. K. KAUNDA	MATLOSANA	MATLOSANA	WESVALIA HIGH	OPPERMAN	TALITA JANIE	1597	4
5	DR. K. KAUNDA	MATLOSANA	MATLOSANA	KLERKSDORP HIGH	VILJOEN	ZENE	1595	5
5	NGAKA M. MOLEMA	DITSOBOTLA	DITSOBOTLA	LICHTENBURG HIGH	BOTHA	JANKO	1593	6
5	NGAKA M. MOLEMA	DITSOBOTLA	DITSOBOTLA	LICHTENBURG HIGH	MOMBERG	ERIKA	1578	7
5	BOJANALA	MADIBENG	MADIBENG	HARTBEESPOORT HIGH	LOUW	JOSEF RUBEN	1563	8
5	BOJANALA	MADIBENG	MADIBENG	HARTBEESPOORT HIGH	VAN RENSBURG	DEHANKE	1546	9
5	NGAKA M. MOLEMA	DITSOBOTLA	DITSOBOTLA	LICHTENBURG HIGH	VOGEL	MEGAN	1535	10
5	BOJANALA	MADIBENG	MADIBENG	HARTBEESPOORT HIGH	KRIEK	KALINKA	1535	10
5	NGAKA M. MOLEMA	DITSOBOTLA	DITSOBOTLA	LICHTENBURG HIGH	SWART	JAN ERASMUS	1534	11
5	BOJANALA	MADIBENG	MADIBENG	HARTBEESPOORT HIGH	BESTER	ZANTE	1529	12
5	BOJANALA	MADIBENG	MADIBENG	HARTBEESPOORT HIGH	DE BRUIN	CHANE	1527	13
5	DR. K. KAUNDA	MATLOSANA	MATLOSANA	WESVALIA HIGH	ADAMS	KYLE	1524	14
5	BOJANALA	MADIBENG	MADIBENG	HARTBEESPOORT HIGH	PIENAAR	BERTHA ELIZABETH	1512	15
5	DR. K. KAUNDA	MATLOSANA	MATLOSANA	KLERKSDORP HIGH	ROUX	MELISSA	1512	15
5	DR. K. KAUNDA	MATLOSANA	MATLOSANA	WESVALIA HIGH	NIEUWOUDT	MADELEIN	1507	16
5	BOJANALA	RUSTENBURG	RUSTENBURG	BERGSIG HIGH	FRENCH	ELZABE	1506	17
5	DR. K. KAUNDA	MATLOSANA	MATLOSANA	WESVALIA HIGH	VAN SCHALKWYK	NELMARI	1505	18
5	BOJANALA	MADIBENG	MADIBENG	HARTBEESPOORT HIGH	LATHA	BILAL	1496	19
5	NGAKA M. MOLEMA	DITSOBOTLA	DITSOBOTLA	LICHTENBURG HIGH	MARE	DOANE	1491	20
5	NGAKA M. MOLEMA	DITSOBOTLA	DITSOBOTLA	LICHTENBURG HIGH	BREYTENBACH	CARIEN	1490	21
5	DR. K. KAUNDA	MATLOSANA	MATLOSANA	KLERKSDORP HIGH	HEMPEL	BRYAN	1487	22

TOP 50 POSITIONS - QUINTILE 5

Quintile	District	Sub District	Municipality	Centre Name	Surname	Names	Total 6 Best Subjects	Position
5	BOJANALA	MADIBENG	MADIBENG	HARTBEESPOORT HIGH	VAN DER SANDT	NASTASHA MARICA	1486	23
5	BOJANALA	MADIBENG	MADIBENG	HARTBEESPOORT HIGH	COETZEE	STEWART CORNE	1483	24
5	DR. K. KAUNDA	MATLOSANA	MATLOSANA	WESVALIA HIGH	VAN STADEN	MARITZA MARLENE	1482	25
5	BOJANALA	MADIBENG	MADIBENG	HARTBEESPOORT HIGH	SMITH	JUAN	1480	26
5	DR. K. KAUNDA	MATLOSANA	MATLOSANA	WESVALIA HIGH	STRYDOM	CHRISTOPHER ADOLPH	1468	27
5	NGAKA M. MOLEMA	DITSOBOTLA	DITSOBOTLA	LICHTENBURG HIGH	KRUGER	ANNELI OLGA	1468	27
5	BOJANALA	MADIBENG	MADIBENG	HARTBEESPOORT HIGH	BEESLAAR	ESTIAN	1468	27
5	DR. K. KAUNDA	MATLOSANA	MATLOSANA	WESVALIA HIGH	LANGENHOVEN	ZANELRI	1459	28
5	BOJANALA	RUSTENBURG	RUSTENBURG	BERGSIG HIGH	SPARKS	CHRISTOPHER	1459	28
5	BOJANALA	MADIBENG	MADIBENG	HARTBEESPOORT HIGH	SMITH	CALVIN	1453	29
5	BOJANALA	MADIBENG	MADIBENG	HARTBEESPOORT HIGH	VAN HEERDEN	MARIA CATHERINA	1451	30
5	NGAKA M. MOLEMA	DITSOBOTLA	DITSOBOTLA	LICHTENBURG HIGH	EBRAHIM	SAFIYYAH	1449	31
5	BOJANALA	MADIBENG	MADIBENG	HARTBEESPOORT HIGH	MAC LURE	JASON JOASH	1446	32
5	BOJANALA	MADIBENG	MADIBENG	HARTBEESPOORT HIGH	ERASMUS	CHANTE	1445	33
5	DR. K. KAUNDA	MATLOSANA	MATLOSANA	KLERKSDORP HIGH	VAN RENSBURG	ZEAL-LEE	1443	34
5	DR. K. KAUNDA	MATLOSANA	MATLOSANA	KLERKSDORP HIGH	BEZUIDENHOUT	ENRIQUE	1442	35
5	BOJANALA	MADIBENG	MADIBENG	HARTBEESPOORT HIGH	BECKER	JORDEN LOUISE	1440	36
5	BOJANALA	RUSTENBURG	RUSTENBURG	BERGSIG HIGH	VAN DEN HEEVER	JESSICA	1437	37
5	DR. K. KAUNDA	MATLOSANA	MATLOSANA	WESVALIA HIGH	VISSER	GERRIT NICOLAAS	1437	37
5	DR. K. KAUNDA	MATLOSANA	MATLOSANA	WESVALIA HIGH	VAN NIEKERK	DAVID JOHANNES	1437	37

TOP 50 POSITIONS - QUINTILE 5

Quintile	District	Sub District	Municipality	Centre Name	Surname	Names	Total 6 Best Subjects	Position
5	DR. K. KAUNDA	MATLOSANA	MATLOSANA	KLERKSDORP HIGH	ROUX	ZELDENE	1435	38
5	DR. K. KAUNDA	MATLOSANA	MATLOSANA	WESVALIA HIGH	MEYER	ANNMARI	1425	39
5	DR. K. KAUNDA	MATLOSANA	MATLOSANA	WESVALIA HIGH	VOS	GEORGE RAYMOND	1423	40
5	NGAKA M. MOLEMA	DITSOBOTLA	DITSOBOTLA	LICHTENBURG HIGH	MAARTENS	STEPHANIE	1416	41
5	DR. K. KAUNDA	MATLOSANA	MATLOSANA	WESVALIA HIGH	VAN RENSBURG	VIAN	1415	42
5	DR. K. KAUNDA	MATLOSANA	MATLOSANA	KLERKSDORP HIGH	KARSTEN	ROSSOUW	1413	43
5	NGAKA M. MOLEMA	DITSOBOTLA	DITSOBOTLA	LICHTENBURG HIGH	OLIVIER	SUZAAN	1412	44
5	BOJANALA	RUSTENBURG	RUSTENBURG	BERGSIG HIGH	PHOLO	NEO	1411	45
5	NGAKA M. MOLEMA	RAMOTSHERE MOILOA	RAMOTSHERE MOILOA	ZEERUST HIGH	GRIESEL	MARISA	1410	46
5	BOJANALA	MADIBENG	MADIBENG	HARTBEESPOORT HIGH	OSMAN	AABIDAH	1408	47
5	NGAKA M. MOLEMA	RAMOTSHERE MOILOA	RAMOTSHERE MOILOA	ZEERUST HIGH	MAKALELA	RETHABILE	1408	47
5	NGAKA M. MOLEMA	DITSOBOTLA	DITSOBOTLA	LICHTENBURG HIGH	WEYER	CLARISSA	1406	48
5	DR. K. KAUNDA	MATLOSANA	MATLOSANA	KLERKSDORP HIGH	MEIRING	LEONIZE	1403	49
5	BOJANALA	RUSTENBURG	RUSTENBURG	BERGSIG HIGH	NEL	DAWID JOHANNES	1403	49
5	BOJANALA	RUSTENBURG	RUSTENBURG	BERGSIG HIGH	TALJAARD	ANJANKA	1403	49
5	DR. K. KAUNDA	MATLOSANA	MATLOSANA	WESVALIA HIGH	HUGHES	KATELYN	1402	50

TOP 100 POSITIONS - ALL QUINTILES

Quin-tile	District	Sub District	Municipality	Centre	Surname	Names	Total 6 Best Subjects	Position
5	BOJANALA	MADIBENG	MADIBENG	HARTBEESPOORT HIGH	SCHOEMAN	ANDRIES LUKAS	1695	1
4	DR. K. KAUNDA	JB MARKS	POTCH	FERDINAND POSTMA	TERREBLANCHE	PIETER JOHANNES MULLER	1667	2
4	DR. K. KAUNDA	JB MARKS	POTCH	FERDINAND POSTMA	DE BEER	MARCO JOHANNES	1658	3
5	DR. K. KAUNDA	MATLOSANA	MATLOSANA	WESVALIA HIGH	SCHAMREL	IMKE	1649	4
4	BOJANALA	RUSTENBURG	RUSTENBURG	RUSTENBURG HIGH	VENTER	ARNO	1646	5
4	DR. K. KAUNDA	JB MARKS	POTCH	POTCH GIRLS HIGH	WANG	YUNZHAO	1633	6
4	DR. K. KAUNDA	JB MARKS	POTCH	POTCH GIMNASIUM	NEETHLING	SHANI	1618	7
4	DR. K. KAUNDA	JB MARKS	POTCH	POTCH GIMNASIUM	STARK	BIANCA ELKE	1615	8
3	NGAKA M. MOLEMA	RAMOTSHERE MOILOA	RAMOTSHERE MOILOA	RAMOTSHERE HIGH	MONCHWE	OMPHILE TShePAONE INNOCENTIA	1613	9
4	BOJANALA	RUSTENBURG	RUSTENBURG	RUSTENBURG HIGH	BLIGNAUT	JACOBUS ALBERTUS	1612	10
4	BOJANALA	RUSTENBURG	RUSTENBURG	RUSTENBURG HIGH	TERBLANCHE	STEPHAN HEINRICH	1608	11
4	BOJANALA	RUSTENBURG	RUSTENBURG	RUSTENBURG HIGH	BURGER	CARA	1605	12
5	BOJANALA	MADIBENG	MADIBENG	HARTBEESPOORT HIGH	HAYES	ZENELLE	1604	13
3	BOJANALA	MORETELE	MORETELE	ITHUTENG COMMERCIAL	DIKOBÉ	KEALEBOGA	1600	14
4	DR. R.S. MOMPATI	NALEDI	NALEDI	STELLA HIGH	LAMONT	ANJA	1599	15
4	DR. R.S. MOMPATI	NALEDI	NALEDI	STELLA HIGH	BOTHA	MIENKE	1597	16
5	DR. K. KAUNDA	MATLOSANA	MATLOSANA	WESVALIA HIGH	OPPERMAN	TALITA JANIE	1597	16
4	NGAKA M. MOLEMA	MAHIKENG	MAHIKENG	LETSATSING HIGH	MARUNGWANA	TIDIMALO KHANENE	1597	16
4	DR. K. KAUNDA	MATLOSANA	MATLOSANA	SCHOONSPRUIT HIGH	ROSSOUW	JOHANN ADAM	1595	17
5	DR. K. KAUNDA	MATLOSANA	MATLOSANA	KLERKSDORP HIGH	VILJOEN	ZENE	1595	17
4	DR. K. KAUNDA	JB MARKS	POTCH	FERDINAND POSTMA	LEVANETS	DARYNA ANATOLIEVNA	1594	18
5	NGAKA M. MOLEMA	DITSOBOTLA	DITSOBOTLA	LICHTENBURG HIGH	BOTHA	JANKO	1593	19
4	BOJANALA	RUSTENBURG	RUSTENBURG	RUSTENBURG HIGH	VAN DER SANDT	BRADFORD GAVIN	1588	20
3	BOJANALA	MORETELE	MORETELE	THULARE HIGH	MADZIVANI	LIBERTY	1588	20
4	NGAKA M. MOLEMA	MAHIKENG	MAHIKENG	LETSATSING HIGH	RAMELA	REBAONE	1580	21
4	BOJANALA	RUSTENBURG	RUSTENBURG	RUSTENBURG HIGH	HARTMAN	ANDRE STEFANUS	1579	22
5	NGAKA M. MOLEMA	DITSOBOTLA	DITSOBOTLA	LICHTENBURG HIGH	MOMBERG	ERIKA	1578	23
4	DR. K. KAUNDA	JB MARKS	POTCH	POTCH GIMNASIUM	JONKER	ELIZABETH JACOBA	1577	24

TOP 100 POSITIONS - ALL QUINTILES

Quin-tile	District	Sub District	Municipality	Centre	Surname	Names	Total 6 Best Subjects	Position
4	DR. K. KAUNDA	JB MARKS	POTCH	POTCH GIMNASIUM	KOORNHOF	GERHARDUS WILLEM	1574	25
4	BOJANALA	MADIBENG	MADIBENG	WAGPOS HIGH	VILJOEN	JOHANNES CORNELIUS	1572	26
2	BOJANALA	MADIBENG	MADIBENG	ELESA SECONDARY	LEBOKO	ZANDILE TEBOHO	1570	27
4	DR. K. KAUNDA	JB MARKS	POTCH	POTCH GIMNASIUM	SMIT	REUBEN	1566	28
5	BOJANALA	MADIBENG	MADIBENG	HARTBEESPOORT HIGH	LOUW	JOSEF RUBEN	1563	29
4	BOJANALA	MADIBENG	MADIBENG	BRITS HIGH	WERNER	RENE	1560	30
1	BOJANALA	RUSTENBURG	RUSTENBURG	CHARORA HIGH	KALABATANE	ODIRELENG JACOB	1560	30
4	BOJANALA	MADIBENG	MADIBENG	BRITS HIGH	PENTZ	JOHN HENRY	1559	31
4	DR. K. KAUNDA	JB MARKS	POTCH	POTCH GIMNASIUM	BOTHA	AMIRA	1558	32
4	DR. K. KAUNDA	JB MARKS	POTCH	POTCH GIMNASIUM	SMITH	SIMONE	1557	33
4	NGAKA M. MOLEMA	MAHIKENG	MAFIKENG	GOLF VIEW PARK HIGH	MUDZVENGI	TRIPHIN	1555	34
4	BOJANALA	RUSTENBURG	RUSTENBURG	RUSTENBURG HIGH	VORSTER	KRIS STEENKAMP	1555	34
4	DR. K. KAUNDA	JB MARKS	POTCH	POTCH GIMNASIUM	ECKLEY	ALANA ELIZABETH	1552	35
4	DR. K. KAUNDA	JB MARKS	POTCH	FERDINAND POSTMA	MOSS	ANGELEAH SARAH	1552	35
3	NGAKA M. MOLEMA	RAMOTSHERE MOILOA	RAMOTSHERE MOILOA	RAMOTSHERE HIGH	MONCHWE	OMPHEMETSE TSHEPO INNOCENT	1550	36
4	BOJANALA	MADIBENG	MADIBENG	WAGPOS HIGH	SCHOLTZ	JAN HENDRIK	1550	36
4	DR. K. KAUNDA	JB MARKS	POTCH	FERDINAND POSTMA	RASEMANE	LERATO	1547	37
4	DR. K. KAUNDA	JB MARKS	POTCH	POTCH GIMNASIUM	MAREE	ZANNE HETTIE	1547	37
4	DR. R.S. MOMPATI	NALEDI	NALEDI	KISMET SECONDARY	KANA	YASEERA	1546	38
5	BOJANALA	MADIBENG	MADIBENG	HARTBEESPOORT HIGH	VAN RENSBURG	DEHANKE	1546	38
3	BOJANALA	MADIBENG	MADIBENG	TSOGO SECONDARY	PULE	TSHEPANG JOHANNES	1546	38
4	DR. K. KAUNDA	JB MARKS	POTCH	HOër VOLKSKOOL	SCHOLTZ	JOANA	1542	39
4	DR. K. KAUNDA	JB MARKS	POTCH	HOër VOLKSKOOL	COETZEE	ALISHA	1539	40
1	NGAKA M. MOLEMA	RAMOTSHERE MOILOA	RAMOTSHERE MOILOA	MATTHEWS MANGOPE HIGH	MATSHEDISO	KARABO	1538	41
2	BOJANALA	MADIBENG	MADIBENG	ELESA SECONDARY	MAOKO	OARABILE FAITH	1537	42
4	DR. K. KAUNDA	JB MARKS	POTCH	POTCH GIRLS HIGH	DURAND	JORDAN TYLA	1536	43
5	NGAKA M. MOLEMA	DITSOBOTLA	DITSOBOTLA	LICHTENBURG HIGH	VOGEL	MEGAN	1535	44

TOP 100 POSITIONS - ALL QUINTILES

Quin-tile	District	Sub District	Municipality	Centre	Surname	Names	Total 6 Best Subjects	Position
5	BOJANALA	MADIBENG	MADIBENG	HARTBEESPOORT HIGH	KRIEK	KALINKA	1535	44
5	NGAKA M. MOLEMA	DITSOBOTLA	DITSOBOTLA	LICHTENBURG HIGH	SWART	JAN ERASMUS	1534	45
4	DR. K. KAUNDA	JB MARKS	POTCH	POTCH GIRLS HIGH	ALLY	MOMINA	1534	45
3	BOJANALA	RUSTENBURG	RUSTENBURG	BOITEKONG SEC	NYANGA	ASISIPHO	1533	46
2	BOJANALA	MORETELE	MORETELE	ZACHARIA MANKGATLENG SEC	MODISE	REFILOE CHARMAINE	1531	47
4	DR. K. KAUNDA	JB MARKS	POTCH	POTCH GIMNASIUM	KRUGER	JAN ABRAHAM	1531	47
1	DR. R.S. MOMPATI	GREATER TAUNG	GREATER TAUNG	BATLHAPING HIGH	PUONGWE	GORATILE RAYMOND	1530	48
4	NGAKA M. MOLEMA	MAHIKENG	MAFIKENG	SOL PLAATJE SECONDARY	MORULE	OREFILE	1529	49
4	NGAKA M. MOLEMA	MAHIKENG	MAFIKENG	SOL PLAATJE SECONDARY	SEAGISO	KGOTLHELELO MILLICENT	1529	49
5	BOJANALA	MADIBENG	MADIBENG	HARTBEESPOORT HIGH	BESTER	ZANTE	1529	49
4	BOJANALA	RUSTENBURG	RUSTENBURG	RUSTENBURG HIGH	PIETERSE	NIEKE JANE	1529	49
5	BOJANALA	MADIBENG	MADIBENG	HARTBEESPOORT HIGH	DE BRUIN	CHANE	1527	50
3	BOJANALA	RUSTENBURG	RUSTENBURG	THETHE HIGH	MDODI	NKHOTHATSENG	1524	51
4	DR. K. KAUNDA	JB MARKS	POTCH	FERDINAND POSTMA	RANGATA	LESEGO MMULE	1524	51
5	DR. K. KAUNDA	MATLOSANA	MATLOSANA	WESVALIA HIGH	ADAMS	KYLE	1524	51
4	DR. K. KAUNDA	JB MARKS	POTCH	POTCH GIMNASIUM	STEYN	KARLI	1523	52
3	DR. K. KAUNDA	JB MARKS	POTCH	B A SEOBİ SECONDARY	CHABALALA	TSHOLOFELO	1523	52
3	NGAKA M. MOLEMA	RAMOTSHERE MOILOA	RAMOTSHERE MOILOA	MOTSWEDI HIGH	SEKANO	MOKGADI DESREE	1523	52
4	BOJANALA	RUSTENBURG	RUSTENBURG	FIELDS COLLEGE	VOGES	JOCHEN JONATHAN	1520	53
4	DR. K. KAUNDA	JB MARKS	POTCH	HOër VOLKSKOOL	FOURIE	MADRI	1518	54
4	NGAKA M. MOLEMA	MAHIKENG	MAFIKENG	MMABATHO HIGH	NKO	TSHWANELO	1516	55
4	DR. R.S. MOMPATI	NALEDI	NALEDI	VRYBURG HIGH	TSATSI	BOKAMOSO	1515	56
3	NGAKA M. MOLEMA	RAMOTSHERE MOILOA	RAMOTSHERE MOILOA	RAMOTSHERE HIGH	MOOKETSI	KATLEGO	1514	57
3	NGAKA M. MOLEMA	DITSOBOTLA	DITSOBOTLA	TSWELELOPELE HIGH	MOTLHAOLENG	MMATHAPELO	1513	58
5	BOJANALA	MADIBENG	MADIBENG	HARTBEESPOORT HIGH	PIENAAR	BERTHA ELIZABETH	1512	59
5	DR. K. KAUNDA	MATLOSANA	MATLOSANA	KLERKSDORP HIGH	ROUX	MELISSA	1512	59

TOP 100 POSITIONS - ALL QUINTILES

Quin-tile	District	Sub District	Municipality	Centre	Surname	Names	Total 6 Best Subjects	Position
4	BOJANALA	RUSTENBURG	RUSTENBURG	RUSTENBURG HIGH	COETZE	JANA ELIZE	1512	59
5	DR. K. KAUNDA	MATLOSANA	MATLOSANA	WESVALIA HIGH	NIEUWOUDT	MADELEIN	1507	60
3	DR. K. KAUNDA	MATLOSANA	MATLOSANA	TSHEBEDISANO SECONDARY	DUBE	SIHLE JENNIFER	1507	60
4	DR. K. KAUNDA	JB MARKS	POTCH	POTCH GIRLS HIGH	COMBRINK	MEGAN AMOR	1506	61
99	DR. K. KAUNDA	MATLOSANA	MATLOSANA	AL-HUDA MUSLIM	KOLA	ZUBAIR	1506	61
5	BOJANALA	RUSTENBURG	RUSTENBURG	BERGSIG HIGH	FRENCH	ELZABE	1506	61
5	DR. K. KAUNDA	MATLOSANA	MATLOSANA	WESVALIA HIGH	VAN SCHALKWYK	NELMARI	1505	62
4	BOJANALA	MADIBENG	MADIBENG	BRITS HIGH	MARAIS	MICHELLE	1504	63
3	BOJANALA	MADIBENG	MADIBENG	MMANOTSHE MODUANE HIGH	MOSUE	HLAMALANI EVA	1504	63
4	DR. K. KAUNDA	JB MARKS	POTCH	HOër VOLSKOOL	DU TOIT	DESIRIE	1501	64
2	NGAKA M. MOLEMA	TSWAING	TSWAING	BAKOLOBENG SECONDARY	ARMS	INNOCENT THUTO	1501	64
3	BOJANALA	MADIBENG	MADIBENG	TSOGO SECONDARY	MMOTSA	MATILDA LERATO	1500	65
4	BOJANALA	MADIBENG	MADIBENG	BRITS HIGH	BREEDT	ALTEMERIE	1500	65
4	BOJANALA	RUSTENBURG	RUSTENBURG	RUSTENBURG HIGH	MAHNECKE	SANDRA ELSA	1499	66
1	NGAKA M. MOLEMA	DITSOBOTLA	DITSOBOTLA	J M LEKGETHA COMM HIGH	TAMBILEYO	TSHEPANG WILLIAM	1498	67
4	BOJANALA	RUSTENBURG	RUSTENBURG	RUSTENBURG HIGH	VAN STADEN	KARLA NADINE	1496	68
5	BOJANALA	MADIBENG	MADIBENG	HARTBEESPOORT HIGH	LATHA	BILAL	1496	68
4	DR. K. KAUNDA	MATLOSANA	MATLOSANA	SCHOONSPRUIT HIGH	VAN DER MERWE	FRANS HENDRIK	1495	69
4	DR. K. KAUNDA	MAQUASSI HILLS	MAQUASSI HILLS	WOLMARANSSTAD HIGH	VAN DER COLF	ANNEMI	1494	70
1	BOJANALA	MADIBENG	MADIBENG	KLIPGAT HIGH	KHOZA	KENEILWE	1492	71
3	BOJANALA	RUSTENBURG	RUSTENBURG	H F TLOU HIGH	RATSHIKANA	LESEDI	1492	71
4	DR. K. KAUNDA	JB MARKS	POTCH	POTCH GIMNASIUM	KRUGER	NICOLA ELIZABETH	1492	71
1	NGAKA M. MOLEMA	RAMOTSHERE MOILOA	RAMOTSHERE MOILOA	MPOLOKANG HIGH	MOTEBE	OFENTSE FORTUNATE	1492	71
4	DR. R.S. MOMPATI	NALEDI	NALEDI	TIGER KLOOF COMBINED	SHUPING	MOLEBELEDI GOSIAME	1491	72
5	NGAKA M. MOLEMA	DITSOBOTLA	DITSOBOTLA	LICHTENBURG HIGH	MARE	DOANE	1491	72

TOP 100 POSITIONS - ALL QUINTILES

Quin-tile	District	Sub District	Municipality	Centre	Surname	Names	Total 6 Best Subjects	Position
4	BOJANALA	RUSTENBURG	RUSTENBURG	FIELDS COLLEGE	CHESTER	DAMIAN ALLEN	1491	72
2	BOJANALA	MADIBENG	MADIBENG	MICHA KGASI HIGH	MATHOPE	SAMUEL MOETI	1490	73
5	NGAKA M. MOLEMA	DITSOBOTLA	DITSOBOTLA	LICHTENBURG HIGH	BREYTENBACH	CARIEN	1490	73
3	DR. K. KAUNDA	JB MARKS	POTCH	SEIPHEMELO SECONDARY	RAMOTETE	REMMONE SAMUEL	1488	74
4	BOJANALA	MADIBENG	MADIBENG	BRITS HIGH	LATEGAN	GRETE	1487	75
5	DR. K. KAUNDA	MATLOSANA	MATLOSANA	KLERKSDORP HIGH	HEMPEL	BRYAN	1487	75
5	BOJANALA	MADIBENG	MADIBENG	HARTBEESPOORT HIGH	VAN DER SANDT	NASTASHA MARICA	1486	76
4	BOJANALA	RUSTENBURG	RUSTENBURG	RUSTENBURG HIGH	ROCHER	SU-MARI	1486	76
3	BOJANALA	MOSES KOTANE		SEDIBELO SECONDARY	MARIRI	RETHABILE EMMANUEL	1485	77
4	BOJANALA	RUSTENBURG	RUSTENBURG	RUSTENBURG HIGH	KRUGER	INGE	1483	78
4	BOJANALA	RUSTENBURG	RUSTENBURG	ZINNIIVILLE SECONDARY	RAJAGOPAL	ABINAYA	1483	78
5	BOJANALA	MADIBENG	MADIBENG	HARTBEESPOORT HIGH	COETZEE	STEWART CORNE	1483	78
3	BOJANALA	RUSTENBURG	RUSTENBURG	H F TLOU HIGH	SEDUMEDI	KOPANO DANIEL	1482	79
5	DR. K. KAUNDA	MATLOSANA	MATLOSANA	WESVALIA HIGH	VAN STADEN	MARITZA MARLENE	1482	79
4	BOJANALA	RUSTENBURG	RUSTENBURG	RUSTENBURG HIGH	STEYN	JACQUES	1481	80
3	DR. K. KAUNDA	MATLOSANA	MATLOSANA	BORAKANELO SECONDARY	LEKENA	MOLATEDI	1481	80
5	BOJANALA	MADIBENG	MADIBENG	HARTBEESPOORT HIGH	SMITH	JUAN	1480	81
4	BOJANALA	RUSTENBURG	RUSTENBURG	SUNRISE VIEW SECONDARY	MOTHUPI	MPHO SUZAN	1477	82
2	BOJANALA	RUSTENBURG	RUSTENBURG	LESELE SECONDARY	MASHIFANE	MOELETSI KEVIN	1476	83
3	BOJANALA	MADIBENG	MADIBENG	RAKGATLA HIGH	LEPITA	THAPELO GEORGE	1476	83
3	BOJANALA	MADIBENG	MADIBENG	IKATISONG SECONDARY	SUMBANI	TSAKANE	1474	84
3	NGAKA M. MOLEMA	RAMOTSHERE MOILOA	RAMOTSHERE MOILOA	MOTSWEDI HIGH	MENYATSOE	GALALETsang AMOGELANG	1473	85
3	BOJANALA	MORETELE	MORETELE	ITHUTENG COMMERCIAL HIGH	RAMOTHIBEDI	MONDE EUGENE	1472	86
4	BOJANALA	RUSTENBURG	RUSTENBURG	RUSTENBURG HIGH	DAVIES	GREGORY BYRON LLEWELLYN	1471	87
1	NGAKA M. MOLEMA	TSWAING	TSWAING	MAMORATWA MIDDLE F A	MOCHWAEDI	ELNAH MAPASEKA	1471	87

TOP 100 POSITIONS - ALL QUINTILES

Quin-tile	District	Sub District	Municipality	Centre	Surname	Names	Total 6 Best Subjects	Position
4	DR. K. KAUNDA	JB MARKS	POTCH	POTCH GIMNASIUM	BESTER	ROELE	1469	88
5	DR. K. KAUNDA	MATLOSANA	MATLOSANA	WESVALIA HIGH	STRYDOM	CHRISTOPHER ADOLPH	1468	89
5	NGAKA M. MOLEMA	DITSOBOTLA	DITSOBOTLA	LICHTENBURG HIGH	KRUGER	ANNELI OLGA	1468	89
4	BOJANALA	RUSTENBURG	RUSTENBURG	RUSTENBURG HIGH	VISSER	ILZE	1468	89
5	BOJANALA	MADIBENG	MADIBENG	HARTBEESPOORT HIGH	BEESLAAR	ESTIAN	1468	89
3	BOJANALA	RUSTENBURG	RUSTENBURG	TSHUKUDU HIGH	PHACO	SINOYOLO	1467	90
4	DR. K. KAUNDA	JB MARKS	POTCH	FERDINAND POSTMA	KEGAKILWE	OMOLEMO OTSHEPENG	1467	90
4	NGAKA M. MOLEMA	MAHIKENG	MAHIKENG	BATSWANA HIGH COMMERCIAL	WITTES	NONTSIKELELO UNATHI	1467	90
4	BOJANALA	MADIBENG	MADIBENG	BRITS HIGH	VAN TONDER	JANE	1466	91
4	BOJANALA	MADIBENG	MADIBENG	WAGPOS HIGH	SEAGARS	MICHELLE GWENDOLINE	1466	91
3	BOJANALA	MADIBENG	MADIBENG	TSOGO SECONDARY	TLOU	TLHOLO ROMANE VICTORY	1465	92
4	DR. K. KAUNDA	MATLOSANA	MATLOSANA	H T S KLERKSDORP	THOBEDI	NALEDI	1464	93
4	BOJANALA	RUSTENBURG	RUSTENBURG	ZINNIIVILLE SECONDARY	MUMTAZ	MOHAMED HUMAIR	1464	93
4	BOJANALA	RUSTENBURG	RUSTENBURG	RUSTENBURG HIGH	SCHUTTE	ANDREA	1464	93
4	BOJANALA	RUSTENBURG	RUSTENBURG	PRES MANGOPE TECH HIGH	CHITA	CANDICE	1464	93
4	DR. K. KAUNDA	JB MARKS	POTCH	HOËR VOLKSKOOL	SWART	EMERIZE	1464	93
3	NGAKA M. MOLEMA	RATLOU	RATLOU	OBUSITSE SECONDARY	SEKONENYANE	LESEGO	1462	94
3	BOJANALA	MORETELE	MORETELE	ITHUTENG COMMERCIAL HIGH	MOTAUNG	THOBILE	1461	95
4	NGAKA M. MOLEMA	MAHIKENG	MAFIKENG	MMABATHO HIGH	MOLEFE	TSHIAMISO	1460	96
4	DR. K. KAUNDA	JB MARKS	POTCH	POTCH GIMNASIUM	VAN DER SCHYFF	ELMA	1459	97
5	DR. K. KAUNDA	MATLOSANA	MATLOSANA	WESVALIA HIGH	LANGENHOVEN	ZANELRI	1459	97
4	BOJANALA	RUSTENBURG	RUSTENBURG	PRES MANGOPE TECH HIGH	MOKOKA	ALEBAKWE	1459	97
5	BOJANALA	RUSTENBURG	RUSTENBURG	BERGSIG HIGH	SPARKS	CHRISTOPHER	1459	97
4	BOJANALA	RUSTENBURG	RUSTENBURG	SUNRISE VIEW SECONDARY	MOALUDI	KARABO	1459	97
3	BOJANALA	RUSTENBURG	RUSTENBURG	H F TLOU HIGH	TSELAPEDI	OREFILE GIVEN	1458	98

TOP 100 POSITIONS - ALL QUINTILES

Quin-tile	District	Sub District	Municipality	Centre	Surname	Names	Total 6 Best Subjects	Position
3	BOJANALA	RUSTENBURG	RUSTENBURG	H F TLOU HIGH	LESEJANE	MORATI	1458	98
4	BOJANALA	MOSES KOTANE	MOSES KOTANE	J M NTSIME	NTSHABELE	ONKARABILE PENELOPE	1458	98
2	BOJANALA	MORETELE	MORETELE	MAMODIBO HIGH	APHANE	ASHLY OTLOTLENG	1457	99
1	BOJANALA	MADIBENG	MADIBENG	LOT MASHIANE SECONDARY	VON WILLIGH	REFENTSE	1457	99
2	DR. K. KAUNDA	MATLOSANA	MATLOSANA	MATLHALENG HIGH	NYAMANE	GIFT DANIEL	1456	100

Subject Statistics – 2019

SUBJECTS	Sum of Total Entered	Sum of Total Wrote	Sum of Achieved 30-100%	Sum of Achieved 40-100%	Sum of Achieved 0-9,9%	Sum of Achieved 10-19,9%	Sum of Achieved 20-29,9%	Sum of Achieved 30-39,9%	Sum of Achieved 40-49,9%	Sum of Achieved 50-59,9%	Sum of Achieved 60-69,9%	Sum of Achieved 70-79,9%	Sum of Achieved 80-89,9%	Sum of Achieved 90-100%	% Achieved 30-100%	% Achieved 40-100%	% Achieved 50-100%
Accounting	3325	2960	2395	1565	2	97	466	830	653	397	266	151	86	12	80,9%	52,9%	30,8%
Afrikaans First Additional Language	3322	3283	3252	2908	0	1	30	344	834	869	635	377	170	23	99,1%	88,6%	63,2%
Afrikaans Home Language	2341	2294	2286	2196	0	0	8	90	552	694	540	322	84	4	99,7%	95,7%	71,7%
Afrikaans Second Additional Language	4689	4570	4436	2933	0	2	132	1503	1717	794	284	105	30	3	97,1%	64,2%	26,6%
Agricultural Management Practices	234	233	232	192	0	0	1	40	60	68	50	13	1	0	99,6%	82,4%	56,7%
Agricultural Sciences	6168	5377	4029	2284	4	220	1124	1745	1317	656	228	71	12	0	74,9%	42,5%	18,0%
Agricultural Technology	164	164	164	138	0	0	0	26	55	44	26	10	3	0	100,0%	84,1%	50,6%
Business Studies	9541	8670	6835	4460	22	430	1383	2375	1931	1318	750	354	96	11	78,8%	51,4%	29,2%
Civil Technology (Civil Services)	75	72	72	54	0	0	0	18	24	14	9	7	0	0	100,0%	75,0%	41,7%
Civil Technology (Construction)	269	265	263	245	0	0	2	18	49	75	74	35	12	0	99,2%	92,5%	74,0%
Civil Technology (Woodworking)	175	174	171	146	0	0	3	25	44	46	36	18	2	0	98,3%	83,9%	58,6%
Computer Applications Technology	2122	2068	1992	1585	0	6	70	407	608	479	291	142	56	9	96,3%	76,6%	47,2%
Consumer Studies	2515	2382	2357	1894	0	0	25	463	959	601	222	93	18	1	99,0%	79,5%	39,3%
Dance Studies	3	3	3	3	0	0	0	0	0	1	0	1	1	0	100,0%	100,0%	100,0%
Design	44	44	44	44	0	0	0	0	10	14	13	7	0	0	100,0%	100,0%	77,3%
Dramatic Arts	41	41	41	41	0	0	0	0	2	5	13	18	3	0	100,0%	100,0%	95,1%
Economics	5273	4647	3477	2002	10	211	949	1475	1055	564	257	102	20	4	74,8%	43,1%	20,4%
Electrical Technology (Digital Systems)	52	51	48	37	0	1	2	11	14	16	4	3	0	0	94,1%	72,5%	45,1%
Electrical Technology (Electronics)	153	153	152	128	0	0	1	24	57	36	24	9	2	0	99,3%	83,7%	46,4%
Electrical Technology (Power Systems)	348	335	325	281	0	2	8	44	94	92	61	25	9	0	97,0%	83,9%	55,8%
Engineering Graphics and Design	2391	2337	2167	1535	1	23	146	632	746	416	206	99	61	7	92,7%	65,7%	33,8%
English First Additional Language	29345	28803	28647	26764	0	4	152	1883	6361	9349	7088	3041	861	64	99,5%	92,9%	70,8%
English Home Language	3712	3632	3587	3161	0	2	43	426	1327	996	554	214	66	4	98,8%	87,0%	50,5%
Geography	20462	17743	14917	9361	5	459	2362	5556	4850	2707	1207	469	114	14	84,1%	52,8%	25,4%

SUBJECTS	Sum of Total Entered	Sum of Total Wrote	Sum of Achieved 30-100%	Sum of Achieved 40-100%	Sum of Achieved 0-9.9%	Sum of Achieved 10-19.9%	Sum of Achieved 20-29.9%	Sum of Achieved 30-39.9%	Sum of Achieved 40-49.9%	Sum of Achieved 50-59.9%	Sum of Achieved 60-69.9%	Sum of Achieved 70-79.9%	Sum of Achieved 80-89.9%	Sum of Achieved 90-100%	% Achieved 30-100%	% Achieved 40-100%	% Achieved 50-100%
German Second Additional Language	4	4	4	4	0	0	0	0	0	0	0	0	1	3	100,0%	100,0%	100,0%
History	9473	8750	7848	6136	1	129	772	1712	2230	1896	1231	547	209	23	89,7%	70,1%	44,6%
Hospitality Studies	270	260	254	242	0	0	6	12	59	99	61	17	6	0	97,7%	93,1%	70,4%
Information Technology	163	163	155	138	0	2	6	17	25	30	19	34	17	13	95,1%	84,7%	69,3%
IsiXhosa Home Language	518	513	513	513	0	0	0	0	19	96	227	137	34	0	100,0%	100,0%	96,3%
Life Orientation	33057	32760	32727	32297	2	7	24	430	3186	8117	10364	7138	3079	413	99,9%	98,6%	88,9%
Life Sciences	17972	15400	11395	7398	7	858	3140	3997	3218	2075	1149	657	266	33	74,0%	48,0%	27,1%
Mathematical Literacy	21966	18734	16149	11191	10	355	2220	4958	4620	3390	1912	945	297	27	86,2%	59,7%	35,1%
Mathematics	9905	8783	5463	3420	305	1190	1825	2043	1550	962	484	276	121	27	62,2%	38,9%	21,3%
Mechanical Technology (Automotive)	286	283	274	201	0	1	8	73	106	61	23	6	5	0	96,8%	71,0%	33,6%
Mechanical Technology (Fitting and Machi	186	180	176	160	0	0	4	16	54	46	42	15	2	1	97,8%	88,9%	58,9%
Mechanical Technology (Welding and Metal	208	205	190	126	0	1	14	64	81	37	8	0	0	0	92,7%	61,5%	22,0%
Music	38	38	38	38	0	0	0	0	1	1	6	10	17	3	100,0%	100,0%	97,4%
Physical Sciences	7693	6939	5484	3679	9	336	1110	1805	1499	991	608	333	212	36	79,0%	53,0%	31,4%
Religion Studies	70	65	13	4	4	30	18	9	3	1	0	0	0	0	20,0%	6,2%	1,5%
Sepedi Home Language	7	7	7	7	0	0	0	0	0	2	4	1	0	0	100,0%	100,0%	100,0%
Sesotho Home Language	789	768	768	767	0	0	0	1	33	198	358	160	18	0	100,0%	99,9%	95,6%
Setswana First Additional Language	135	122	122	121	0	0	0	1	3	22	44	42	10	0	100,0%	99,2%	96,7%
Setswana Home Language	25963	25466	25457	25377	0	0	9	80	1324	7632	11544	4571	306	0	100,0%	99,7%	94,5%
Technical Mathematics	1181	1094	433	231	139	285	237	202	129	60	34	6	2	0	39,6%	21,1%	9,3%
Technical Sciences	1247	1190	1130	710	0	0	60	420	381	207	92	25	5	0	95,0%	59,7%	27,6%
Tourism	4912	4652	4644	4437	0	1	7	207	914	1498	1228	583	192	22	99,8%	95,4%	75,7%
Visual Arts	202	199	199	185	0	0	0	14	29	48	43	30	25	10	100,0%	93,0%	78,4%
Grand Total	233009	216876	195335	161339	521	4653	16367	33996	42783	47720	42319	21219	6531	767			

Provincial Subject Performance Comparison 2018-2019

SUBJECTS	2018							2019							Differences		
	Sum of Total Entered	Sum of Total Wrote	Sum of Achieved 30-100%	Sum of Achieved 40-100%	% Achieved 30-100%	% Achieved 40-100%	% Achieved 50-100%	Sum of Total Entered	Sum of Total Wrote	Sum of Achieved 30-100%	Sum of Achieved 40-100%	% Achieved 30-100%	% Achieved 40-100%	% Achieved 50-100%	Diff @ 30	Diff @ 40	Diff @ 50
Accounting	3830	3357	829	1538	70,51%	45,81%	29,25%	3325	2960	2395	1565	80,9%	52,87%	30,81%	10,40%	7,06%	1,56%
Afrikaans First Additional Language	3415	3383	507	2769	96,84%	81,85%	55,81%	3322	3283	3252	2908	99,1%	88,58%	63,17%	2,22%	6,73%	7,37%
Afrikaans Home Language	2480	2463	69	2390	99,84%	97,04%	75,44%	2341	2294	2286	2196	99,7%	95,73%	71,67%	-0,19%	-1,31%	-3,77%
Afrikaans Second Additional Language	4637	4539	1369	3035	97,03%	66,86%	29,46%	4689	4570	4436	2933	97,1%	64,18%	26,61%	0,04%	-2,69%	-2,85%
Agricultural Management Practices	183	178	18	160	100,00%	89,89%	53,93%	234	233	232	192	99,6%	82,40%	56,65%	-0,43%	-7,48%	2,72%
Agricultural Sciences	6638	5854	1870	2038	66,76%	34,81%	15,49%	6168	5377	4029	2284	74,9%	42,48%	17,98%	8,17%	7,66%	2,49%
Agricultural Technology	133	133	19	114	100,00%	85,71%	42,86%	164	164	164	138	100,0%	84,15%	50,61%	0,00%	-1,57%	7,75%
Business Studies	9995	9188	2430	3954	69,48%	43,03%	23,25%	9541	8670	6835	4460	78,8%	51,44%	29,17%	9,35%	8,41%	5,92%
Civil Technology (Civil Services)	67	66	2	64	100,00%	96,97%	86,36%	75	72	72	54	100,0%	75,00%	41,67%	0,00%	-21,97%	-44,70%
Civil Technology (Construction)	258	254	11	243	100,00%	95,67%	79,13%	269	265	263	245	99,2%	92,45%	73,96%	-0,75%	-3,22%	-5,17%
Civil Technology (Woodworking)	197	195	30	162	98,46%	83,08%	55,38%	175	174	171	146	98,3%	83,91%	58,62%	-0,19%	0,83%	3,24%
Computer Applications Technology	2048	2014	412	1487	94,29%	73,83%	45,68%	2122	2068	1992	1585	96,3%	76,64%	47,24%	2,03%	2,81%	1,56%
Consumer Studies	2568	2419	399	2010	99,59%	83,09%	42,46%	2515	2382	2357	1894	99,0%	79,51%	39,25%	-0,64%	-3,58%	-3,20%
Dance Studies	4	4	0	4	100,00%	100,00%	100,00%	3	3	3	3	100,0%	100,00%	100,00%	0,00%	0,00%	0,00%
Design	23	23	3	20	100,00%	86,96%	73,91%	44	44	44	44	100,0%	100,00%	77,27%	0,00%	13,04%	3,36%
Dramatic Arts	39	39	0	39	100,00%	100,00%	100,00%	41	41	41	41	100,0%	100,00%	95,12%	0,00%	0,00%	-4,88%
Economics	5647	5102	1543	2504	79,32%	49,08%	25,01%	5273	4647	3477	2002	74,8%	43,08%	20,38%	-4,50%	-6,00%	-4,63%
Electrical Technology (Digital Systems)	81	80	20	58	97,50%	72,50%	26,25%	52	51	48	37	94,1%	72,55%	45,10%	-3,38%	0,05%	18,85%
Electrical Technology (Electronics)	170	166	49	110	95,78%	66,27%	26,51%	153	153	152	128	99,3%	83,66%	46,41%	3,56%	17,40%	19,90%
Electrical Technology (Power Systems)	364	356	86	246	93,26%	69,10%	38,48%	348	335	325	281	97,0%	83,88%	55,82%	3,76%	14,78%	17,34%
Engineering Graphics and Design	2605	2539	686	1662	92,48%	65,46%	36,75%	2391	2337	2167	1535	92,7%	65,68%	33,76%	0,25%	0,22%	-2,99%
English First Additional Language	30871	30427	1918	28399	99,64%	93,33%	66,89%	29345	28803	28647	26764	99,5%	92,92%	70,84%	-0,18%	-0,41%	3,95%
English Home Language	3847	3805	490	3267	98,74%	85,86%	51,64%	3712	3632	3587	3161	98,8%	87,03%	50,50%	0,02%	1,17%	-1,15%

SUBJECTS	2018							2019							Differences		
	Sum of Total Entered	Sum of Total Wrote	Sum of Achieved 30-100%	Sum of Achieved 40-100%	% Achieved 30-100%	% Achieved 40-100%	% Achieved 50-100%	Sum of Total Entered	Sum of Total Wrote	Sum of Achieved 30-100%	Sum of Achieved 40-100%	% Achieved 30-100%	% Achieved 40-100%	% Achieved 50-100%	Diff @ 30	Diff @ 40	Diff @ 50
Geography	21391	19168	5863	8801	76,50%	45,92%	22,27%	20462	17743	14917	9361	84,1%	52,76%	25,42%	7,57%	6,84%	3,16%
German Second Additional Language	3	3	0	3	100,00%	100,00%	100,00%	4	4	4	4	100,0%	100,00%	100,00%	0,00%	0,00%	0,00%
History	9279	8719	1968	5862	89,80%	67,23%	41,35%	9473	8750	7848	6136	89,7%	70,13%	44,64%	-0,11%	2,89%	3,29%
Hospitality Studies	378	373	13	359	99,73%	96,25%	67,83%	270	260	254	242	97,7%	93,08%	70,38%	-2,04%	-3,17%	2,56%
Information Technology	239	237	33	185	91,98%	78,06%	59,92%	163	163	155	138	95,1%	84,66%	69,33%	3,11%	6,60%	9,41%
IsiXhosa Home Language	547	543	4	539	100,00%	99,26%	97,05%	518	513	513	513	100,0%	100,00%	96,30%	0,00%	0,74%	-0,76%
Life Orientation	34718	34505	780	33557	99,51%	97,25%	83,52%	33057	32760	32727	32297	99,9%	98,59%	88,86%	0,39%	1,33%	5,34%
Life Sciences	18981	16580	4481	8317	77,19%	50,16%	28,41%	17972	15400	11395	7398	74,0%	48,04%	27,14%	-3,20%	-2,12%	-1,26%
Mathematical Literacy	23258	21087	6160	9133	72,52%	43,31%	22,96%	21966	18734	16149	11191	86,2%	59,74%	35,08%	13,68%	16,43%	12,12%
Mathematics	10202	9083	2318	3941	68,91%	43,39%	24,56%	9905	8783	5463	3420	62,2%	38,94%	21,29%	-6,71%	-4,45%	-3,27%
Mechanical Technology (Automotive)	273	270	75	171	91,11%	63,33%	25,19%	286	283	274	201	96,8%	71,02%	33,57%	5,71%	7,69%	8,38%
Mechanical Technology (Fitting and Machi	238	235	55	162	92,34%	68,94%	40,85%	186	180	176	160	97,8%	88,89%	58,89%	5,44%	19,95%	18,04%
Mechanical Technology (Welding and Metal	233	230	88	123	91,74%	53,48%	17,39%	208	205	190	126	92,7%	61,46%	21,95%	0,94%	7,99%	4,56%
Music	37	37	1	36	100,00%	97,30%	94,59%	38	38	38	38	100,0%	100,00%	97,37%	0,00%	2,70%	2,77%
Physical Sciences	8263	7348	2087	3688	78,59%	50,19%	28,99%	7693	6939	5484	3679	79,0%	53,02%	31,42%	0,44%	2,83%	2,43%
Religion Studies	121	96	23	28	53,13%	29,17%	11,46%	70	65	13	4	20,0%	6,15%	1,54%	-33,13%	-23,01%	-9,92%
Sepedi Home Language								7	7	7	7	100,0%	100,00%	100,00%	100,00%	100,00%	100,00%
Sesotho Home Language	776	753	3	749	99,87%	99,47%	92,16%	789	768	768	767	100,0%	99,87%	95,57%	0,13%	0,40%	3,41%
Setswana First Additional Language	112	111	4	107	100,00%	96,40%	77,48%	135	122	122	121	100,0%	99,18%	96,72%	0,00%	2,78%	19,24%
Setswana Home Language	27399	26979	42	26930	99,97%	99,82%	96,79%	25963	25466	25457	25377	100,0%	99,65%	94,45%	-0,01%	-0,17%	-2,34%
Technical Mathematics	1255	1170	207	289	42,39%	24,70%	12,22%	1181	1094	433	231	39,6%	21,12%	9,32%	-2,81%	-3,59%	-2,90%
Technical Sciences	1270	1213	529	570	90,60%	46,99%	17,39%	1247	1190	1130	710	95,0%	59,66%	27,65%	4,36%	12,67%	10,25%
Tourism	5149	4993	244	4740	99,82%	94,93%	76,17%	4912	4652	4644	4437	99,8%	95,38%	75,73%	0,01%	0,45%	-0,44%
Visual Arts	241	240	16	223	99,58%	92,92%	80,00%	202	199	199	185	100,0%	92,96%	78,39%	0,42%	0,05%	-1,61%
Grand Total	244463	230557	37754	164786	87,85%	71,47%	51,78%	233009	216876	195335	161339	90,1%	74,39%	54,67%	2,22%	2,92%	2,88%

District Key Subject Performance Comparison 2018-2019

Key Subjects Per District	Key Subject Performance 2018						Key Subject Performance 2019					
	Sum of Total Entered	Sum of Total Wrote	Sum of Achieved 30-100%	Sum of Achieved 40-100%	% Achieved 30-100%	% Achieved 40-100%	Sum of Total Entered	Sum of Total Wrote	Sum of Achieved 30-100%	Sum of Achieved 40-100%	% Achieved 30-100%	% Achieved 40-100%
BOJANALA	97763	94207	84210	69334	89,39%	73,60%	93082	88806	81350	67787	91,60%	76,33%
Accounting	1610	1457	1111	741	76,25%	50,86%	1493	1401	1212	815	86,51%	58,17%
Agricultural Sciences	1294	1242	893	512	71,90%	41,22%	1172	1094	862	491	78,79%	44,88%
Business Studies	4531	4185	2971	1895	70,99%	45,28%	4116	3795	3127	2044	82,40%	53,86%
Economics	2412	2205	1822	1157	82,63%	52,47%	2024	1849	1497	922	80,96%	49,86%
English First Additional Language	12442	12307	12298	11865	99,93%	96,41%	11725	11567	11539	11140	99,76%	96,31%
Geography	8863	8292	6663	4134	80,35%	49,86%	8402	7657	6580	4223	85,93%	55,15%
History	3867	3713	3416	2658	92,00%	71,59%	3939	3763	3487	2814	92,67%	74,78%
Life Sciences	6626	6151	4910	3351	79,82%	54,48%	6395	5840	4508	2949	77,19%	50,50%
Mathematical Literacy	9275	8699	6704	4152	77,07%	47,73%	8542	7693	6809	4879	88,51%	63,42%
Mathematics	4075	3843	2685	1678	69,87%	43,66%	4007	3707	2506	1567	67,60%	42,27%
Physical Sciences	3463	3258	2554	1606	78,39%	49,29%	3381	3150	2514	1686	79,81%	53,52%
DR. K. KAUNDA DISTRICT	44442	42072	37377	31093	88,84%	73,90%	43915	40676	36680	30831	90,18%	75,80%
Accounting	739	655	506	360	77,25%	54,96%	713	603	486	335	80,60%	55,56%
Agricultural Sciences	419	379	273	152	72,03%	40,11%	512	438	323	196	73,74%	44,75%
Business Studies	2071	1941	1325	786	68,26%	40,49%	2196	1996	1537	1035	77,00%	51,85%
Economics	850	769	618	384	80,36%	49,93%	936	828	616	347	74,40%	41,91%
English First Additional Language	4881	4810	4797	4575	99,73%	95,11%	4903	4772	4760	4486	99,75%	94,01%
Geography	3212	2884	2214	1367	76,77%	47,40%	3206	2768	2229	1405	80,53%	50,76%
History	1985	1850	1729	1354	93,46%	73,19%	2039	1837	1674	1366	91,13%	74,36%
Life Sciences	3118	2788	2096	1424	75,18%	51,08%	2888	2476	1811	1256	73,14%	50,73%
Mathematical Literacy	3949	3598	2656	1664	73,82%	46,25%	3924	3286	2831	1928	86,15%	58,67%
Mathematics	2021	1739	1248	910	71,77%	52,33%	2081	1779	1114	750	62,62%	42,16%
Physical Sciences	1534	1307	1043	742	79,80%	56,77%	1459	1264	978	705	77,37%	55,78%

Key Subjects Per District	Key Subject Performance 2018						Key Subject Performance 2019					
	Sum of Total Entered	Sum of Total Wrote	Sum of Achieved 30-100%	Sum of Achieved 40-100%	% Achieved 30-100%	% Achieved 40-100%	Sum of Total Entered	Sum of Total Wrote	Sum of Achieved 30-100%	Sum of Achieved 40-100%	% Achieved 30-100%	% Achieved 40-100%
DR. R.S. MOMPATI DISTRICT	36497	33657	28221	22181	83,85%	65,90%	34326	30934	27186	21693	87,88%	70,13%
Accounting	514	432	222	126	51,39%	29,17%	326	248	167	91	67,34%	36,69%
Agricultural Sciences	1464	1265	771	387	60,95%	30,59%	1367	1187	835	474	70,35%	39,93%
Business Studies	1079	978	621	355	63,50%	36,30%	978	844	598	351		41,59%
Economics	705	607	457	273	75,29%	44,98%	641	518	350	161	67,57%	31,08%
English First Additional Language	5029	4944	4888	4218	98,87%	85,32%	4690	4603	4518	3897	98,15%	84,66%
Geography	3332	2851	1817	964	63,73%	33,81%	3157	2504	1977	1138	78,95%	45,45%
History	1587	1477	1185	746	80,23%	50,51%	1652	1471	1177	773	80,01%	52,55%
Life Sciences	3253	2635	1790	1043	67,93%	39,58%	2919	2286	1585	982	69,34%	42,96%
Mathematical Literacy	3935	3426	2103	1114	61,38%	32,52%	3682	2912	2344	1528	80,49%	52,47%
Mathematics	1147	1015	683	388	67,29%	38,23%	1060	920	509	285	55,33%	30,98%
Physical Sciences	942	816	649	422	79,53%	51,72%	831	752	616	400	81,91%	53,19%
NGAKA M. MOLEMA DISTRICT	65761	60621	52732	42178	86,99%	69,58%	61686	56460	50119	41028		72,67%
Accounting	967	813	528	311	64,94%	38,25%	793	708	530	324	74,86%	45,76%
Agricultural Sciences	3461	2968	1971	987	66,41%	33,25%	3117	2658	2009	1123	75,58%	42,25%
Business Studies	2314	2084	1467	918	70,39%	44,05%	2251	2035	1573	1030	77,30%	50,61%
Economics	1680	1521	1150	690	75,61%	45,36%	1672	1452	1014	572	69,83%	39,39%
English First Additional Language	8519	8366	8334	7741	99,62%	92,53%	8027	7861	7830	7241	99,61%	92,11%
Geography	5984	5141	3970	2336	77,22%	45,44%	5697	4814	4131	2595	85,81%	53,91%
History	1840	1679	1500	1104	89,34%	65,75%	1843	1679	1510	1183	89,93%	70,46%
Life Sciences	5984	5006	4002	2499	79,94%	49,92%	5770	4798	3491	2211	72,76%	46,08%
Mathematical Literacy	6099	5364	3830	2203	71,40%	41,07%	5818	4843	4165	2856	86,00%	58,97%
Mathematics	2959	2486	1643	965	66,09%	38,82%	2757	2377	1334	818	56,12%	34,41%
Physical Sciences	2324	1967	1529	918	77,73%	46,67%	2022	1773	1376	888	77,61%	50,08%

North West 2019 Promotion Results

Grade 1 – 11

North West 2019 Promotion Results – Grade 1 – 11

NORTH WEST 2019 PROMOTION RESULTS – Grade 1 – 11												
BOJANALA	Grade 1	Grade 2	Grade 3	Grade 4	Grade 5	Grade 6	Grade 7	Grade 8	Grade 9	Grade 10	Grade 11	TOTAL
NOT ACHIEVED	1 758	1 751	1 614	3 152	1 855	1 070	1 090	5 963	3 838	8 598	4 344	35 033
ACHIEVED	28 119	28 601	28 234	29 435	28 759	27 495	26 641	23 517	21 074	18 289	16 966	277 130
TOTAL LEARNERS	29 877	30 352	29 848	32 587	30 614	28 565	27 731	29 480	24 912	26 887	21 310	312 163
% PROMOTED	94,1%	94,2%	94,6%	90,3%	93,9%	96,3%	96,1%	79,8%	84,6%	68,0%	79,6%	88,8%
DR KENNETH KAUNDA												
DR KENNETH KAUNDA	Grade 1	Grade 2	Grade 3	Grade 4	Grade 5	Grade 6	Grade 7	Grade 8	Grade 9	Grade 10	Grade 11	TOTAL
NOT ACHIEVED	1 734	1 441	1 016	1 987	1 050	682	748	3 851	2 726	4 750	2 262	22 247
ACHIEVED	11 947	12 342	12 011	12 130	12 164	11 319	11 024	8 949	8 043	6 762	6 526	113 217
TOTAL LEARNERS	13 681	13 783	13 027	14 117	13 214	12 001	11 772	12 800	10 769	11 512	8 788	135 464
% PROMOTED	87,3%	89,5%	92,2%	85,9%	92,1%	94,3%	93,6%	69,9%	74,7%	58,7%	74,3%	83,6%
DR RUTH S MOMPATI												
DR RUTH S MOMPATI	Grade 1	Grade 2	Grade 3	Grade 4	Grade 5	Grade 6	Grade 7	Grade 8	Grade 9	Grade 10	Grade 11	TOTAL
NOT ACHIEVED	1 141	1 123	853	2 147	868	497	1 122	3 405	1 898	4 930	2 158	20 142
ACHIEVED	10 588	10 722	10 701	10 849	10 719	10 209	9 708	8 095	7 235	5 852	5 494	100 172
TOTAL LEARNERS	11 729	11 845	11 554	12 996	11 587	10 706	10 830	11 500	9 133	10 782	7 652	120 314
% PROMOTED	90,3%	90,5%	92,6%	83,5%	92,5%	95,4%	89,6%	70,4%	79,2%	54,3%	71,8%	83,3%

NORTH WEST 2019 PROMOTION RESULTS – Grade 1 – 11

NGAKA MODIRI MOLEMA	Grade 1	Grade 2	Grade 3	Grade 4	Grade 5	Grade 6	Grade 7	Grade 8	Grade 9	Grade 10	Grade 11	TOTAL
NOT ACHIEVED	2 513	1 731	1 370	3 728	1 406	875	1 537	3 974	2 272	8 400	3 192	30 998
ACHIEVED	17 148	17 515	17 189	17 103	16 879	15 975	14 878	13 525	12 048	9 902	10 169	162 331
TOTAL LEARNERS	19 661	19 246	18 559	20 831	18 285	16 850	16 415	17 499	14 320	18 302	13 361	193 329
% PROMOTED	87,2%	91,0%	92,6%	82,1%	92,3%	94,8%	90,6%	77,3%	84,1%	54,1%	76,1%	84,0%
NORTH WEST PROVINCE	Grade 1	Grade 2	Grade 3	Grade 4	Grade 5	Grade 6	Grade 7	Grade 8	Grade 9	Grade 10	Grade 11	TOTAL
NOT ACHIEVED	7 146	6 046	4 853	11 014	5 179	3 124	4 497	17 193	10 734	26 678	11 956	108 420
ACHIEVED	67 802	69 180	68 135	69 517	68 521	64 998	62 251	54 086	48 400	40 805	39 155	652 850
TOTAL LEARNERS	74 948	75 226	72 988	80 531	73 700	68 122	66 748	71 279	59 134	67 483	51 111	761 270
% PROMOTED	90,5%	92,0%	93,4%	86,3%	93,0%	95,4%	93,3%	75,9%	81,8%	60,5%	76,6%	85,8%

Pass Percentage Of The Province In All Grades For The Past 3 Years

Grade	Pass % - 2017	Pass % - 2018	Pass % - 2019
1	89.57%	89.8	90.5
2	90.50%	90.5	92.0
3	91.61%	93.2	93.4
4	85.09%	85.9	86.3
5	92.33%	92.1	93.0
6	92.95%	94.7	95.4
7	91.30%	81.0	93.3
8	72.78%	74.4	75.9
9	78.90%	81.8	81.8
10	58.32%	63.4	60.5
11	74.52%	73.1	76.7

Performance of Grade 1 To 11 Per District

	Bojanala	Dr Kenneth Kaunda	Dr Ruth S Mompoti	Ngaka M Molema	TOTAL
Total Learners	312 163	135 464	120 314	193 329	761 270
Achieved	277 130	113 217	100 172	162 331	652 850
Not Achieved	35 033	22 247	20 142	30 998	108 420
% PROMOTED	88,8%	83,6%	83,3%	84,0%	85,8%

Performance Of Districts In The Past 2 Years

	Bojanala	Dr Kenneth Kaunda	Dr Ruth S Mompoti	Ngaka M Molema
2018	87.1	82.3	83.5	83.3
2019	88,8%	83,6%	83,3%	84,0%

Pass % On Home Languages & Maths In The Province: The Past Three Years – Gr 3,6,9

Subjects	Years	Grade 3	Grade 6	Grade 9
Home Languages	Pass % - 2017	88.3%	91.1%	82.0%
	Pass % - 2018	89.2%	81.9%	75.5%
	Pass % - 2019	89.6%	94%	84.2%
Mathematics	Pass % - 2017	92.1%	98.3%	25.8%
	Pass % - 2018	98.0%	63.1%	21.9%
	Pass % - 2019	95.0%	92.0%	21.2%

Performance In Languages And Mathematics According To Districts

Districts		Grade 3	Grade 6	Grade 9
Bojanala	Home Languages	93.3	97.2	87.6
	Mathematics	97.0	94.6	25.4
Dr Kenneth Kaunda	Home Languages	88.2	92.2	97.8
	Mathematics	93.9	89.9	21.6
RS Mompoti	Home Languages	87.0	90.6	96.3
	Mathematics	94.0	90.1	14.1
Ngaka M Molema	Home Languages	89.0	94.6	99.0
	Mathematics	92.9	89.5	17.1

Performance In All Subjects In The Past 3 Years: Gr 3, 6 And 9

SUBJECTS	GRADE 3			GRADE 6			GRADE 9		
	2017	2018	2019	2017	2018	2019	2017	2018	2019
Afrikaans First Additional Language	97,3%	95,3%	94,2%	95,1%	95,4%	96,0%	85,7%	87,7%	91,7%
Afrikaans Home Language	96,9%	96,7%	92,5%	94,3%	93,7%	95,3	80,4%	86,1%	85,5
English First Additional Language	96,3%	91,0%	92,0%	100,0%	92,8%	94,1%	87,5%	87,2%	87,4%
English Home Language	93,7%	90,7%	94,5%	91,5%	96,1%	92,6%	85,9%	83,0%	86,1%
IsiXhosa Home Language	94,0%	91,9%	91,2	92,0%	97,2%	94,2%	89,9%	86,6%	87,4%
Life Skills / Life Orientation	99,8%	99,6%	99,8%	89,1%	99,7%	99,9%	90,8%	91,5%	93,2%
Mathematics	96,7%	93,7%	95,0%	99,7%	90,9%	92,0%	25,8%	21,9%	21,2%
Sesotho Home Language	90,5%	87,6%	86,0%	88,4%	95,4%	94,7%	71,9%	78,5%	77,2%
Setswana First Additional Language	98,1%	95,8%	96,7%	97,2%	95,8%	98,3%	92,1%	92,8%	90,1%
Setswana Home Language	93,0%	88,0%	88,4%	91,9%	92,6%	93,6%	82,2%	74.69%	84,4%
NS-Tech / Natural Sciences				84,9%	87,5%	89,5%	29,7%	69,4%	31,6%
Social Sciences				77,0%	82,4%	85,8%	60,5%	68,9%	61,4%
Creative Arts							66,7%	92,6%	94,0%
Economic Management Sciences							88,1%	33,3%	34,3%
Technology							61.6%	72.7%	74,3%

Grade 10 - 11 FET Pass Level

DISTRICT	Bachelor Pass(FET)	Diploma Pass(DET)	Higher Certificate	TOTAL
BOJANALA	4 782	13 670	16 803	35 255
GRADE 10	2 303	7 002	8 984	18 289
GRADE 11	2 479	6 668	7 819	16 966
DR KENNETH KAUNDA	2 151	4 862	6 275	13 288
GRADE 10	1 059	2 397	3 306	6 762
GRADE 11	1 092	2 465	2 969	6 526
DR RUTH S MOMPATI	996	3 581	6 769	11 346
GRADE 10	424	1 770	3 658	5 852
GRADE 11	572	1 811	3 111	5 494
NGAKA MODIRI MOLEMA	2 113	5 734	12 224	20 071
GRADE 10	928	2 754	6 220	9 902
GRADE 11	1 185	2 980	6 004	10 169
PROVINCE	10 042	27 847	42 071	79 960
GRADE 10	4 714	13 923	22 168	40 805
GRADE 11	5 328	13 924	19 903	39 155